

# SITUATION OF THE THAI OLDER PERSONS

---

## 2 0 2 3

---



**Cover: Mr. Prayong Ronnarong**

National Older Persons for 2023

SITUATION OF  
**THE THAI  
OLDER  
PERSONS**

2

0

2

3

# Situation of the Thai Older Persons 2023

## National Library of Thailand Cataloging in Publication Data

Situation of the Thai older persons 2023.-- Bangkok: Department of Older Persons,  
Ministry of Social Development and Human Security, 2024.

160 p.

1. Older people -- Thailand. I. Title.

305.26

ISBN 978-616-331-158-0

Chief Editors	Professor Sasipat Yodpet	Professor Teera Sindecharuk, Ph.D.
Editors	Ramrung Worawat	Pheeraya Noppharat
	Kobkul Kwangsuan	Piyanuch Wuttisorn, Ph.D.
	Phusit Prakongsai, M.D.	MAJ GEN Poolsri Paowarat
	Phimchanok Autchareeyasuntorn	Associate Prof. Auschala Chalayonnavin, Ph.D.
	Vichai Chokevivat, M.D.	Assistant Prof. Duangjai Lortanavanit, Ph.D.
	Natthapong Kunthawong, D.D.S.	Associate Prof. Kaewkwan Tangtipongkul, Ph.D.
	Associate Prof. Chalernpol Chamchan, Ph.D.	Associate Prof. Sutthida Chuanwan, Ph.D.
	Assistant Prof. Ekasit Noonpakdee, Ph.D.	Wichan Kittiratanapan, Ph.D.
	Yuranun Tamkarn, Ph.D.	Wanwiwat Ruttanalum, Ph.D.
	Uraiwan Runghairun	Karittha Onkeaw
Frist printing	September, 2024	
Number of copies	500	
Compiled by:	Institute for Continuing Education and Human Resources, Thammasat University	
Published by:	Department of Older Persons, Ministry of Social Development and Human Security	
Artistic design cover	Puvich Chaipupirat	
Artistic design	Puvich Chaipupirat	
Translator	Anthony Bennett	
Printed at:	Gogoprint (Thailand) Co., Ltd. 188, Spring Tower, 11th Floor, Room 11-110, Phaya Thai Road, Thung Phaya Thai, Ratchathewi, Bangkok 10400 Tel. 02-026-3147	

### Suggested citation:

Department of Older Persons. (2024). **Situation of the Thai Older Persons 2023**. Bangkok:  
Department of Older Persons, Ministry of Social Development and Human Security.





---

## Foreword

### Director-General of the Department of Older Persons

---

The Department of Older Persons has the mission of caring for, promoting the potential, protecting, providing assurance, and safeguarding the rights of Thai older persons. The Department aims to establish a comprehensive working system to ensure efficiency at every step, adhering to the principles of participation and integrated mechanisms. The goal is to ensure that Thai older persons have a good quality of life.

According to the Older Persons Act of 2003, Article 9 (10), the National Committee on Older Persons is empowered to submit a report on the situation of older persons in Thailand to the Cabinet at least once a year. In the past, the Department of Older Persons, in its capacity as secretariat, has prepared an annual report on the situation of older persons in Thailand from 2006 to 2022, totaling 17 reports. This has been done in collaboration with academic and research institutions, including the College of Population Studies, Chulalongkorn University, the Foundation of Thai Gerontology Research and Development Institute, and the Institute for Population and Social Research, Mahidol University. These reports are highly valuable academically as they serve as reference data, and inform policy development for eldercare. Additionally, they are a resource on issues related to older persons for Thailand, ASEAN, and the world. These reports are disseminated to educational institutions, organizations, agencies, and civil society across the country for use in eldercare operations, as well as for educational, research, and teaching purposes.

In 2023, the Department of Older Persons assigned the Thammasat University Research and Consultancy Institute, with executives and researchers from the Institute for Continuing Education and Human Resources, to prepare the report on the situation of older persons in Thailand for 2023. We would like to express our gratitude for the diligence and cooperation of the relevant agencies from the public, private, and civil society sectors on this occasion. We sincerely hope that this report will be beneficial in improving the quality of life for older persons in Thailand.



**Ms. Ramrung Worawat**

Director-General of the Department of Older Persons

---

## Preface

---

The Institute for Continuing Education and Human Resources, through the Research and Consultancy Institute of Thammasat University, has been assigned by the Department of Older Persons to prepare the 2023 report on the situation of older persons in Thailand. This report has three main objectives: Firstly, to present data and statistics related to older persons, emphasizing Thailand's transition to a complete-aged society. This information will serve as a reference and support decision-making by executives in planning and policymaking related to older persons. It will also provide a systematic source of knowledge and important situational updates for each year, reflecting developments in eldercare. Secondly, to offer policy recommendations to government agencies and other entities involved in the mission of eldercare, in accordance with the 2003 Older Persons Act. These recommendations aim to assist in decision-making, planning, and policy formulation for older persons. Lastly, to disseminate knowledge to educational institutions, central, regional, and local government agencies, the private sector, the public, and interested individuals on the situation of Thai older persons. This information can be utilized for work, education, and living in a way that is informed by the current situation and trends.

This report has been successfully completed with the support of the editors and the panel of experts who reviewed it, beginning with the selection of the theme “The Situation of a Complete-aged Society.” The year 2023 is considered the first year in which Thailand will transition from an aged society to a complete-aged society, before moving towards a super-aged society in the near future. In addition to carefully reviewing the draft report, the panel provided valuable suggestions to the report's authors. Most importantly, the working group, which included executives, representatives, practitioners, and stakeholders from all relevant agencies in the public, private, and civil society sectors, contributed essential information for the report. Without this cooperation, the completion of this report would not have been possible.

On behalf of Thammasat University, I would like to extend my gratitude to everyone, every group, and every organization on this occasion. If there are any shortcomings, the report's authors will humbly accept them for consideration and improvement in future reports if given the opportunity.

The benefits derived from this report are dedicated to the older persons of Thailand, as well as those who are nearing this stage. We wish them physical and mental health, happiness in being a pillar for all generations, and for their continued contribution to a stable and strong Thai society.



**Prof. Dr. Supasawad Chardchawarn**

Rector Thammasat University

# Executive Summary

The 2023 Report on the Situation of Older Persons in Thailand presents the theme “The Situation of a Complete-aged Society” to provide information, knowledge, and various situations related to Thai older persons. The aim is for this report to be beneficial to policymakers, administrators, academics, and the general public.

## Situation of Ageing of the Global Population



In 2023, the world had a population of approximately 8 billion people, with about 1.14 billion people age 60 years or older, accounting for 14.22%. The United Nations (UN) projects that by 2050, the population age 60 or over will be around two billion people, or 20% of the global population. In ASEAN, Singapore has the highest rate of older persons and is the first country to become a complete-aged society, followed by Thailand.

## Complete-aged Society in Thailand



A complete-aged society refers to a society where the population age 60 years or older exceeds 20% of the total population, or the population age 65 years or older exceeds 14% of the total population. In 2023, Thailand has a population of 13,193,247 people age 60 years or older out of a total population of 66,052,615 people, or about 19.97%. This indicates that, at the time of this report, Thailand was close to becoming a ‘complete-aged’ society.

The trend of older persons in Thailand living alone has increased from 8.7% in 2014 to 12.0% in 2021. The ageing index and the dependency ratio of older persons have continuously increased since 2014, resulting in a decrease in the number of working-age individuals who can support one older person, from 4.62 people in 2014 to 3.22 people in 2023.

**Thai older persons who are still working number approximately 5.11 million, or 37.5% of the total older population.**



Among them, 68.1% have not received formal education or have an education level below primary school. Of these, 48.1% are male and 29.7% are female, respectively. Additionally, 57.8% are employed in agriculture and fisheries, with an average of 39 working hours per week. Moreover, 86.8% of working older persons are in the informal sector. The most common work-related issue is low wages, affecting 52.7% of the total.

**Older persons have their main income from family support at 32.2%, which is close to the income from work at 32.4%.**



The average monthly wage or salary for older persons who are employed is approximately 12,151 baht. The agricultural sector receives the lowest compensation, averaging 5,796 baht per month.

**Older persons receiving living a Senior Citizen subsidy from the Comptroller General's Department in the FY 2023 number 10,961,089.**



**1,845,161 receive lifelong gratuities or pensions from the Comptroller General's Department.**



- 36,000 are covered by the Local Administrative Organization Pension Fund.
- 21,739 are covered by the Bangkok Metropolitan Administration Officials Pension Fund.
- 1,016,231 are covered by the Government Pension Fund (GPF).


**Older persons receiving pensions or gratuities as insured persons under Social Security benefits include:**



- 796,966 insured persons age 55 years or older receiving old-age pensions or gratuities under Article 33 (employees working for an employer under compulsory criteria).
- 188,083 insured persons receiving old-age pensions or gratuities under Article 39 (former employees who resigned but voluntarily continued paying Social Security contributions).
- 39,351 insured persons age 60 years or older receiving gratuities under Article 40 (informal sector workers).



**Over half (54.3%) of Thai older persons have savings,**



with 41.4% having savings of less than 50,000 baht and 11.9% having savings of more than 400,000 baht. There are 46,225 insurance policies with a total insured amount of 18,861 million baht. Older persons receiving benefits from the state welfare registration program number 5.1 million and, among this group, about 2 million have debts.

**In 2023, there were a total of 12,189 technology-related crime cases involving older persons.**

The most damageing cases were investment scams through computer/Internet systems, with damages amounting to 3 billion baht.

**Health screening of 9,839,805 older persons revealed that 7,173,953, or 96.9% of those screened, are capable of performing activities of daily living (ADL) and/or are socially active older persons.**



**Mobility screening of 8,476,575 older persons found 466,622 persons, or 5.5%, at risk of accidental falls. Additionally, chronic illness is the most common health issue among Thai older persons.**

**The three most frequent diseases or conditions for which older persons receive outpatient services are:**




Essential (primary) hypertension: 13,210,238 visits. Non-insulin-dependent diabetes mellitus: 6,875,463 visits. Disorders of lipoprotein metabolism and other lipidemias: 6,202,168 visits. The three most frequent diseases or conditions for which older persons receive inpatient services are: Senile cataract: 152,299 admissions. Other chronic obstructive pulmonary disease: 106,907 admissions. Pneumonia, unspecified organism: 95,444 admissions. The three leading diseases for which older persons are hospitalized and subsequently die are: Pneumonia, unspecified: 12,002 deaths. Bacterial pneumonia, not elsewhere classified: 5,223 deaths. Viral pneumonia, not elsewhere classified: 4,277 deaths.

**Many Thai older persons are healthy and able to work, learn, and continuously develop themselves. They also participate in various activities that benefit society.**

In 2023, data showed that there were 30,000 'learning promotion volunteers' under the Ministry of Education, 5,617 registered as senior volunteers with the Brain Bank, 34,212 registered as older persons with the Treasury of Wisdom from 2017 to 2023, 175,492 students in schools for older persons, and 3,977,448 members of older persons' clubs.

## Challenges, Opportunities, and Projections



The transition to a complete-aged society, resulting from an increasing number of older persons while the proportion of the working-age population decreases, presents a direct economic challenge for Thailand due to a rising demand for labor. Additionally, expenditures on older persons' welfare will increase. However, the growing number of older persons also creates business opportunities for goods and services essential to older persons. New industries catering to the older-persons market will expand and grow, such as health businesses, medical services, and eldercare.

Preparing well in advance for a complete-aged society and a super-aged society is essential. It requires planning for savings, financial management, continuous learning, health care, and family life to ensure readiness for caring for older persons and becoming quality older persons. This preparation must be supported by both the public and private sectors.

## Policy Recommendations

Based on the information in the 2023 report on the Situation of Older Persons in Thailand, policy recommendations to promote state measures for improving the quality of life of older persons can be synthesized into the following main issues:

### Issue 1: Policies and measures to enhance capacity

Prepare the pre-ageing population to be ready for an aged society in terms of health, necessary knowledge and skills, strong group formation, and using experience and wisdom for social benefit.

### Issue 2: Policies and measures to address and alleviate problems

Promote a better quality of life for older persons by reducing preventable disease and accidents, increasing community interaction, reducing working hours, and increasing income and savings.

### Issue 3: Policies and measures to create opportunities and economic growth

Support older persons in accessing necessary services at reasonable and cost-effective prices, increase employment opportunities for older persons, and promote industries and services related to older persons as key businesses driving the country.

### Issue 4: Policies and measures on research and development for the benefit of older persons

Develop databases, knowledge, and innovations to prepare for complete-aged and super-aged societies in the future.

## Key Data on Thai Older Persons

### (1) Thai Population: 2021-2023

Population Age Structure (years)	2021		2022		2023	
	Total (Population)	%	Total (Population)	%	Total (Population)	%
0-14	10,914,827	16.49	10,606,364	16.05	10,324,273	15.63
15-59	43,015,070	65.01	42,785,749	64.74	42,535,095	64.40
60 or older	12,241,505	18.50	12,698,329	19.21	13,193,217	19.97
Total (all ages)	66,171,402	100.00	66,090,442	100.00	66,052,585	100.00

Source: Department of Provincial Administration, Ministry of Interior, December 2021-2023

### (2) Projections of the Population of Children, Working-age, and Older Persons: 2024-2040

Year	Total population	0-14 years		15-59 years		60 years or older	
		Population	%	Population	%	Population	%
2024	67,014,526	10,742,715	16.03	42,258,957	63.06	14,012,854	20.91
2029	67,175,923	10,064,987	14.98	40,475,762	60.25	16,635,174	24.76
2035	66,586,786	9,149,160	13.74	38,334,858	57.57	19,102,768	28.69
2040	65,372,337	8,363,327	12.79	36,498,965	55.83	20,510,045	31.37

Source: Population Projections for Thailand 2010-2040 (Revised Edition) Office of the National Economic and Social Development Council <https://www.nesdc.go.th/main.php?filename=PageSocial>

### (3) Ageing Index, Old-age Dependency Ratio, and Older Persons Support Ratio

Year	Ageing Index	Old-age dependency ratio	Older Persons Support Ratio
2019	101.28	26.48	3.78
2020	105.50	27.28	3.67
2021	112.16	28.46	3.51
2022	119.72	29.68	3.37
2023	<b>127.79</b>	<b>31.02</b>	<b>3.22</b>

Source: Compiled by the authors

### (4) Older Persons Receiving Allowances, Pensions, Retirement Benefits, and/or Entitlements, Older Persons as per the Social Security Act, Articles 33, 39, and 40

Group	Older persons receiving allowances, pensions, retirement benefits, and/or entitlements under Articles 33, 39, and 40	Population
1	Older persons receiving a subsidy	10,961,089
2	Individuals aged 60 years or older receiving lifetime pensions from the Comptroller General's Department	1,845,161
3	Individuals aged 60 years or older receiving pensions from the Local Administrative Organizations' pension fund	36,000
4	Individuals aged 60 years or older receiving pensions from the Bangkok Metropolitan Administration's pension fund	21,739
5	Members of the Government Pension Fund (GPF) aged 60 years or older (receiving funds from the GPF)	1,016,231 (1,238,729 Enrolled but not yet receiving funds)
6	Insured persons aged 55 years or older receiving old-age benefits and pensions according to Article 33 (working with compulsory employers)	796,966
7	Insured persons aged 55 years or older receiving old-age benefits and pensions according to Article 39 (voluntary sector)	188,083
8	Insured persons aged 60 years or older receiving old-age benefits according to Article 40 (informal sector workers)	39,351

Sources: 1. Number of older persons receiving allowances from the Comptroller General's Department;  
 2. Number of older persons receiving pensions and retirement benefits from: The Comptroller General's Department, Local Personnel Pension Fund Office, Finance Department of the Bangkok Metropolitan Administration, Government Pension Fund;  
 3. Number of persons receiving retirement benefits and entitlements from the Social Security Office, data for 2023

## (5) Number of Older Persons Screened by Ability to Perform ADL and Risk of Developing Dementia by Year

Screening by Sub-group	2021	2022	2023
Older persons screened for their ability to perform (ADL)	9,150,258	9,492,216	9,839,805
Older persons are socially engaged	7,440,106	7,209,099	7,173,935
Older persons who are home-bound	204,599	195,220	186,008
Older persons who are bed-ridden	45,150	41,367	43,879
Older persons at risk of developing dementia	84,452	6,236,506	7,734,617
Older persons with cognitive and memory impairment	2,138	82,655	213,022

**Sources:** 1. Screening of older persons classified by their ability to perform ADL, standard report group, Medical and Health Information System, Ministry of Public Health (excluding Bangkok);  
 2. Screening of older persons at risk of developing dementia, Somdej Phra Sangharatchayan Sangkharach Institute of Geriatric Medicine, Department of Medical Services, Ministry of Public Health, 2023

## (6) Number of Outpatient services for Older Person under the UCS Scheme by Top 5 Diseases

Principal Diagnosis	Total Outpatient (visits)	Total Older Person Outpatients (visits)	% Outpatient Visits by Older Persons
Essential (primary) hypertension	19,898,178	13,210,238	66.39
Non-insulin-dependent diabetes mellitus	11,309,503	6,875,463	60.79
Disorders of lipoprotein metabolism and other lipidaemia's	9,811,445	6,202,168	63.21
Chronic renal failure	5,114,833	3,353,518	65.56
Other soft tissue disorders, not elsewhere classified	3,170,446	1,380,254	43.54

**Source:** Report on the Establishment of the National Health Security System for FY 2023 NHSO



## (7) Number of Inpatient services for Older Person under the UCS Scheme by Top 5 Diseases

Principal Diagnosis	Total In-patients (admissions)	Total older person inpatients (admissions)	% of total inpatient admissions that are older persons
1. Senile cataract	178,319	152,299	85.41
2. Other chronic obstructive pulmonary disease	125,322	106,907	85.31
3. Pneumonia, organism unspecified	198,616	95,444	48.05
4. Heart failure	121,584	85,151	70.03
5. Chronic renal failure	125,689	83,090	66.11

Source: Report on the Establishment of the National Health Security System for FY 2023, NHSO

## (8) Number of Volunteers, Caregivers, Care Managers

type	2021	2022	2023
Village Health Volunteers (VHV)	1,039,729	1,041,834	1,039,729
Older Person Volunteers (of Ministry of Social Development and Human Security)	44,807	48,594	57,017
Local Eldercare Volunteers	13,387	13,112	13,112
Caregivers	94,968	98,575	6,007
Care managers	15,114	16,117	4,066

Sources: 1. Department of Health Service Support, Ministry of Public Health, 2023  
 2. Work Cluster for Social Care and Monitoring Systems for Older Persons, Division of Older Persons Welfare Promotion and Rights Protection, 2023  
 3. Department of Local Administration, 2023  
 4. Long-Term Care Personnel Data System and Individual Care Plans (Long Term Care: 3C), Ministry of Public Health, FY 2023  
 5. Department of Older Persons, Situation of Older Persons in Thailand, 2022

## (9) Number of Nursing Homes and Eldercare Facilities

Year	Information on nursing homes registered with the Ministry of Public Health: Total of 788 facilities	Legal entities in the eldercare business registered with the Ministry of Commerce.	
	Newly registered (facilities)	Number	Registered capital (million baht)
2021	309	533 (116 new)	2,191.56
2022	355	609 (93 new)	3,379.42
2023	124	679 (111 new)	3,423.07

Sources: 1. Department of Health Service Support (Division of Health Establishments, Group of Regulatory and Standards Supervision of Establishments) 2023; 2. Department of Business Development, Ministry of Commerce 2023

### (10) Older Persons Deceived through Online Media, Ranked by Top 5 Types

Type of Violation	Number of Cases	Sex of Victim		Damages (baht)
		male	female	
1. Fraud in purchasing goods	2,663	1,380	1,283	56,215,100
2. Fraud in installing system control programs on phones	2,456	1,046	1,410	733,427,778
3. Impersonation to borrow money	1,596	652	944	63,581,111
4. Fraud in investing through computer systems	1,529	662	867	3,000,000,000
5. Threatening by phone to cause fear and deceive into transferring money	1,239	559	680	729,368,428
<b>Total</b>	<b>9,483</b>	<b>4,299</b>	<b>5,184</b>	<b>4,582,592,417</b>

**Source:** Technology Crime Inspection and Analysis Division, Cyber Crime Investigation Bureau, 2023

### (11) Self-Development and Social Participation of Thai Older Persons

Activity	Number of Participants
1. Become a member and participate in Senior Citizens' club activities, and join the network of the Senior Citizens' Council Association of Thailand	3,977,448
2. Enroll in the local Elderly School	175,492
3. Become a volunteer for the Ministry of Social Development and Human Security (specializing in older persons)	40,469
4. Become a member of the Older Persons Treasury of Wisdom group	34,212
5. Become a volunteer to promote learning	30,000
6. Become a volunteer member of the Brain Bank	5,617

**Sources:** Database from the Department of Older Persons, Sources of Information Include:

1. Number of participants in the activities of the Older Persons Club within the network of the National Association of Older Persons of Thailand. Data provided by the National Association of Older Persons of Thailand.
2. Number of students in Elderly School. Data provided by the Department of Older Persons on August 29, 2023.
3. Number of volunteers for the Ministry of Social Development and Human Security (specializing in older persons). Data provided by the Department of Older Persons on August 15, 2023.
4. Number of members of the Wisdom Treasury for Older Persons. Data provided by the Department of Older Persons (cumulative data from October 1, 2017, to April 18, 2023).
5. Number of learning promotion volunteers. Data provided by the Department of Learning Encouragement, 2023.
6. Number of members of the Senior Volunteer Brain Bank. Data provided by the Department of Older Persons (data collected from 2001 to January 31, 2024).

# Definitions of Terms

## Related to the Report on the Situation of Thai Older Persons: 2023

### 1

#### Senior Citizen (older person)

Refers to a person who is 60 years of age or older and has Thai nationality (Older Persons Act 2003, Article 3). The UN uses the age criterion of 65 years or older in presenting statistics, data, and indicators related to the population age structure. The population is divided into three age groups: under 15 years old (children), 15-64 years old (working-age), and 65 years or older (older person).

Dr. Banlu Siripanich, co-founder of the Foundation of Thai Gerontology Research and Development Institute (TGRI), referred to the writings of Somdet Phra Buddhaghosacariya (P.A. Payutto) in the book "Growing Old Gracefully" and observed that the word "age" in Pali means **"the power that sustains life,"** whereas the Pali linguistic root **"ageing"** means **"deterioration or decay."** Therefore, he proposed using the term **"older person"** to mean **"a person elevated by the sustaining power of life,"** instead of using **"elderly"** or **"aged"** person.

In the context of this report, **'older person'** denotes a Thai age 60 years or older, and this population can be further divided into the following:



**1** young old:  
age 60-69 years

**2** middle old:  
age 70-79 years

**3** oldest old:  
age 80 years or older

**4** centenarian:  
age 100 years or older

## 2

## Aged Society



Refers to a society with a very high proportion of older persons.

### 2.1 Levels of aged society in the series of annual Reports on the Situation of Thai Older Persons from 2015 to 2022 are divided into three levels as follows:

- 1 Aged Society:** A society where the population age 60 years or older constitutes more than 10% of the total population (or the population age 65 years or older constitutes more than 7% of the total population).
- 2 Complete-aged Society:** A society where the population age 60 years or older constitutes more than 20% of the total population (or the population age 65 years or older constitutes more than 14% of the total population).
- 3 Super-aged Society:** A society where the population age 60 years or older constitutes more than 28% of the total population (or the population age 65 years or older constitutes more than 20% of the total population).

### 2.2 UN has a slightly different terminology for ageing societies, as follows:

- 1 Ageing Society** refers to a society where the population age 60 years or older constitutes more than 10% of the total population (or the population age 65 years or older constitutes more than 7% of the total population).
- 2 Aged Society** refers to a society where the population age 60 years or older constitutes more than 20% of the total population (or the population age 65 years or older constitutes more than 14% of the total population).
- 3 Super-aged Society** refers to a society where the population age 60 years or older constitutes more than 28% of the total population (or the population age 65 years or older constitutes more than 20% of the total population).

### 3 Population Ageing



Refers to the demographic phenomenon occurring in countries around the world over the past decade, where the population in various areas— from communities and administrative regions to countries and regions— is ageing. This is observed from the increasing proportion of older persons in the total population or the population that changes without accounting for migration. The ageing of the population is caused by decreased birth rates and increased life expectancy.

### 4 Older Person Rate



Percent of older persons of the total population.

### 5 Sex Ratio



Refers to the ratio of men to women or women to men in a specific population group. It is usually expressed as the number of men per 100 women.

### 6 Total Fertility Rate (TFR)



Refers to the average number of children that a woman (or 1,000 women) can give birth to over her reproductive lifetime.

### 7 Life Expectancy



Refers to the number of years a person is expected to live from birth until death. This value is calculated from demographic life tables.



## 8 Life Expectancy at Age 60

Refers to the average number of years a person is expected to live beyond the age of 60.

## 9 Barthel Activities of Daily Living (ADL)

This is an assessment for the preliminary screening of older persons' health to categorize them into groups based on their level of independence in carrying out routine activities during a typical day. This categorization helps to identify those who need assistance in daily activities (dependent) versus those who can take care of themselves (independent). The Department of Health, Ministry of Public Health uses this criterion to classify older persons for appropriate long-term health promotion and care. The classification is divided into three groups: Group 1: Older persons with a Barthel ADL index indicating self-reliance, ability to help others, and participate in the home community (socially engaged). Group 2: Older persons with a Barthel ADL index indicating inability to leave the home (home-bound). Group 3: Older persons with a Barthel ADL index indicating difficulty in leaving a bed (bed-ridden)

## 10 Ageing Index, Old Age Dependency Ratio, Support Ratio of Older Persons:

### 10.1 Ageing Index

This compares the replacement structure between the older population (age 60 years or older) and the child population (under 15 years old). It is calculated by the number of people age 60 years or older per 100 people age under 15 years.

For Thailand in 2023, the Ageing Index is 127.8, which means that for every 100 children, there are about 128 older persons.

### Thailand Ageing Index 2023



## 10.2 Old Age Dependency Ratio


This measure reflects the burden of supporting older persons on the working-age population. It is calculated by the number of older persons that the working-age population has to support per 100 working-age individuals. (The old age dependency ratio is calculated from the number of people age 60 years or older per 100 people age 15-59 years.)

For Thailand, in 2023, the old-age dependency ratio is 31.0, meaning that for every 100 working-age individuals, there are about 31 older persons that need to be supported.

## 10.3 Older Persons Support Ratio

This measure indicates the number of working-age individuals available to support one older person (calculated by comparing the population age 15–59 years with the population age 60 years or older).

In 2023, the Thai support ratio is 3.2, meaning that about 3 working-age individuals are needed to support one older person.



### Sources:

Department of Older Persons. (2023). **Situation of Older Persons in Thailand, 2022**. Bangkok: Amarin Corporation Plc.  
Screening and Health Assessment Tools Development Committee for Older Persons, Ministry of Public Health. (2021).

#### **Guide to Screening and Health Assessment for Older Persons 2021.**

[https://dmscaretools.dms.go.th/geriatric/download/DMS\\_Ageing\\_screening.pdf](https://dmscaretools.dms.go.th/geriatric/download/DMS_Ageing_screening.pdf)

National Statistical Office. (2022). **Survey of Older Persons in Thailand 2021**. Bangkok: National Statistical Office.

OECD. (2020). **Health at a Glance: Asia/Pacific 2020: Measuring Progress Towards Universal Health Coverage**.

<https://www.oecd-ilibrary.org/sites/1ad1c42a-en/index.html?itemId=/content/component/1ad1c42a-en>

United Nations ESCAP. (n.d.). **Social Development Ageing Societies**.

<https://www.unescap.org/our-work/social-development/ageing-societies>

World Health Organization. (2023). **Thailand's leadership and innovations towards healthy Ageing**.

<https://www.who.int/southeastasia/news/feature-stories/detail/thailands-leadership-and-innovation-towards-healthy-ageing>

# Abbreviations

## for this report

<b>BMA</b>	Bangkok Metropolitan Administration
<b>CCV</b>	Care Community Volunteers
<b>CQOP</b>	Center for Quality of Life Development and Occupational Promotion for the Elderly
<b>DOLE</b>	Department of Learning Encouragement
<b>DOP</b>	Department of Older Persons
<b>MOPH</b>	Ministry of Public Health
<b>MSDHS</b>	Ministry of Social Development and Human Security
<b>NESDC</b>	Office of the National Economic and Social Development Council
<b>NHC</b>	National Health Commission
<b>NHF</b>	National Health Foundation
<b>NHSO</b>	National Health Security Office
<b>NRCT</b>	National Research Council of Thailand
<b>NSF</b>	National Savings Fund
<b>NSO</b>	National Statistical Office
<b>NSTDA</b>	National Science and Technology Development Agency
<b>SDHSV</b>	Social Development and Human Security Volunteer
<b>SHPH</b>	Subdistrict Health Promoting Hospital
<b>TGRI</b>	Foundation of Thai Gerontology Research and Development Institute
<b>ThaiHealth</b>	Thai Health Promotion Foundation
<b>UN</b>	United Nations
<b>VHV</b>	Village Health Volunteers
<b>VHV (BMA)</b>	Bangkok Public Health Volunteers

# Agencies

## providing data for this report

- 1. Ministry of Social Development and Human Security**
  - 1.1 Office of the Permanent Secretary
  - 1.2 Department of Older Persons
  - 1.3 Department of Women's Affairs and Family Development
  - 1.4 Department of Social Development and Welfare
  - 1.5 Department of Empowerment of Persons with Disabilities
  - 1.6 Community Organization Development Institute (Public Organization)
- 2. Ministry of Labor**
  - 2.1 Department of Skill Development
  - 2.2 Department of Labor Welfare and Protection
  - 2.3 Social Security Office
- 3. Ministry of Finance**
  - 3.1 Comptroller General's Department
  - 3.2 National Savings Fund
- 4. Ministry of Interior**
  - 4.1 Department of Local Administration Promotion
- 5. Ministry of Public Health**
  - 5.1 Office of the Permanent Secretary, Ministry of Public Health
  - 5.2 Department of Medical Services
    - 5.2.1 Institute of Geriatric Medicine
  - 5.3 Department of Disease Control
  - 5.4 Department of Health Service Support
  - 5.5 Department of Mental Health
  - 5.6 Department of Health
    - 5.6.1 Bureau of Older Persons' Health
  - 5.7 National Health Security Office
  - 5.8 National Institute for Emergency Medicine
- 6. Ministry of Justice**
  - 6.1 Department of Rights and Liberties Protection
- 7. Ministry of Commerce**
  - 7.1 Department of Business Development
- 8. Ministry of Tourism and Sports**
  - 8.1 Department of Physical Education
- 9. Ministry of Education**
  - 9.1 Department of Learning Encouragement
- 10. Ministry of Higher Education, Science, Research and Innovation**
  - 10.1 National Research Council of Thailand
  - 10.2 National Science and Technology Development Agency
  - 10.3 Faculty of Nursing, Chulalongkorn University
- 11. Ministry of Natural Resources and Environment**
- 12. Ministry of Culture**
- 13. Office of the Prime Minister**
  - 13.1 Office of the National Economic and Social Development Council
  - 13.2 National Health Commission
- 14. Ministry of Digital Economy and Society**
  - 14.1 National Statistical Office
- 15. Cyber Crime Suppression Division, Royal Thai Police**
- 16. Thai Health Promotion Foundation**
- 17. Office of the Insurance Commission**
- 18. Office of the Election Commission of Thailand**
- 19. Bangkok Metropolitan Administration**
  - 19.1 Department of Medical Services
  - 19.2 Department of Social Development
  - 19.3 Bangkok Emergency Medical Center (Erawan Center)
- 20. Senior Citizens Council of Thailand Under The Patronage of Her Royal Highness Princess Srinagarindra**
- 21. Foundation of Thai Gerontology Research and Development Institute**

# Contents

Foreword: Director-General, Department of Older Persons	A
Preface	B
Executive Summary	C
Key Data on Thai Older Persons	G
Definitions of Terms	L
Abbreviations for this report	Q
Agencies providing data for this report	R

---

<b>Chapter 1</b>	<b>General Situation</b>	<b>2</b>
------------------	--------------------------	----------

---

<b>1.1 Global Ageing Population in 2023</b>	<b>3</b>
1.1.1 Global Population	3
1.1.2 Global Population by Region: 2023	4
1.1.3 Population Ageing by Region in 2023, and Projections for 2050	6
1.1.4 Top 10 Countries by Number of Older Person	7
1.1.5 Top and Bottom 10 Countries by Rate of Ageing	7
<b>1.2 Ageing among ASEAN Member Countries</b>	<b>8</b>
<b>1.3 Ageing of the Thai Population</b>	<b>9</b>
1.3.1 Population Structure	9
1.3.2 Data on Older Persons by Province	10
1.3.3 Top and Bottom 10 Provinces by Proportion of Older Persons	11

---

<b>Chapter 2</b>	<b>Context: The Situation of a Complete-aged Society</b>	<b>12</b>
------------------	--	-----------

---

<b>2.1 Transition to a Complete-aged Society in Thailand</b>	<b>13</b>
2.1.1 Increase in the Population of Older Persons	14
2.1.2 Increase in Population Age 60 Years or Older	15
2.1.3 Ageing Index, Old Persons Dependency Ratio, Support Ratio	16
<b>2.2 Living Conditions of Older Persons</b>	<b>17</b>
2.2.1 Household Size	17
2.2.2 Living with Family	17
2.2.3 Employment of Thai Older Persons	18
<b>2.3 Income, Income Security, and Debt of Older Persons</b>	<b>22</b>
2.3.1 Main Sources of Income for Older Persons by Gender	22
2.3.2 Average Wages or Salaries of Older Persons Working as Employees	23
2.3.3 Savings	24
2.3.4 Government Transfers	24
2.3.5 Older Persons Registered and Receiving State Welfare Cards	25
2.3.6 Income Security	26
2.3.7 Debts and Loans from Various Funds	27



<b>2.4 Health Status of Older Persons</b>	<b>28</b>
2.4.1 Top 10 Outpatient Services for Older Persons	28
2.4.2 Top 10 Inpatient Services for Older Persons	29
2.4.3 Chronic Illnesses and Hospitalization	30
2.4.4 Acute Illnesses Managed by Emergency Medical Services	30
2.4.5 Mortality Rates of Older Persons	31
2.4.6 Physical Health Screening in 9 Areas	31
2.4.7 Screening for Older Persons with Dependency	32
2.4.8 Screening for Older Persons for cognitive impairment	33
2.4.9 Disabilities Among Older Persons	34
2.4.10 Health and Dental Promotion Services	35
2.4.11 Risks from Accidents and Falls	35
<b>2.5 Caregivers of Older Persons</b>	<b>38</b>
2.5.1 Family Members as Caregivers	38
2.5.2 Volunteer Caregivers	38
2.5.3 Care Managers, Caregivers, and Community Caregivers	39
2.5.4 Number of Care Facilities and Eldercare Businesses	40
<b>2.6 Online Fraud Against Older Persons</b>	<b>41</b>
<b>2.7 Self-Development and Social Participation</b>	<b>42</b>
2.7.1 Lifelong Learning in Elderly School	42
2.7.2 Participation in Center for Quality of Life Development and Vocational Center for Older Persons	42
2.7.3 Membership in Older Person Clubs	42
2.7.4 Helping Others in the Community	42
2.7.5 Using Wisdom for Society	43
<b>2.8 Challenges, Opportunities, and Preparedness for an Ageing Society</b>	<b>44</b>
2.8.1 Challenges	44
2.8.2 Opportunities	46
2.8.3 Preparedness for an Ageing Society	50

---

<b>Chapter 3</b>	<b>Implementation of Older Person Policies in Thailand</b>	<b>52</b>
------------------	--	-----------

---

<b>3.1 Economic Dimensions</b>	<b>53</b>
<b>3.2 Environmental Dimensions</b>	<b>60</b>
<b>3.3 Health Dimensions</b>	<b>62</b>
<b>3.4 Social Dimensions</b>	<b>70</b>
<b>3.5 Legal Dimensions</b>	<b>79</b>
<b>3.6 Policy Promotion and Future Information about Older Persons</b>	<b>84</b>
<b>3.7 Outstanding Older Person Projects by Local Administrative Organizations</b>	<b>85</b>

---

## **Chapter 4** Highlighted Situation in 2023 **86**

---

<b>4.1 National Older Person: 2023</b>	<b>87</b>
<b>4.2 National Artists</b>	<b>89</b>
4.2.1 National Artists 2022 in the Visual Arts Category (4 individuals)	<b>89</b>
4.2.2 National Artists 2022 in the Literary Arts Category (2 individuals)	<b>90</b>
4.2.3 National Artists 2022 in the Performing Arts Category (6 individuals)	<b>91</b>
<b>4.3 Eminent Persons</b>	<b>92</b>
4.3.1 Eminent Persons in Thai Language	<b>92</b>
4.3.2 Distinguished Users of Thai Language	<b>93</b>
4.3.3 Distinguished Regional Thai Language Users	<b>94</b>
<b>4.4 National Assembly Resolutions Supporting an Ageing Society</b>	<b>95</b>
<b>4.5 Election of Members of the House of Representatives</b>	<b>96</b>
<b>4.6 "2023" Year of Thai Ageing Health</b>	<b>99</b>
<b>4.7 Center for Health and Well-being Promotion for Older People: CHWPOP</b>	<b>100</b>
Faculty of Nursing, Chulalongkorn University	
<b>4.8 Time Bank</b>	<b>101</b>
<b>4.9 Innovations for Older Persons</b>	<b>102</b>

---

## **Chapter 5** Featured Research on Older Persons **106**

---

<b>5.1 Health Research</b>	<b>108</b>
<b>5.2 Economic Research</b>	<b>114</b>
<b>5.3 Social Research</b>	<b>117</b>

---

## **Chapter 6** Policy Recommendations **120**

---

<b>6.1 Building Capacity</b>	<b>122</b>
<b>6.2 Amelioration and Solutions to Problems</b>	<b>123</b>
<b>6.3 Creating Opportunities and Economic Expansion</b>	<b>124</b>
<b>6.4 Research and Development for the Benefit of Thai Older Persons</b>	<b>125</b>
<b>References</b>	<b>126</b>
<b>List of the members of the Working Committee</b>	<b>130</b>
<b>for the preparation of the Report on the Situation of Thai Older Persons: 2023</b>	
<b>List of Experts</b>	<b>132</b>
<b>Reviewing the Draft Report on the Situation of Thai Older Persons: 2023</b>	

# List of Tables

<b>Table 1</b>	Population Data of Thailand for the Past 10 Years: 2014-2023	<b>14</b>
<b>Table 2</b>	Ageing Index, Old-Age Dependency Ratio, and Support Ratio: 2014-2023	<b>16</b>
<b>Table 3</b>	Proportion of Older Workers, Classified by Gender	<b>18</b>
<b>Table 4</b>	Older Persons Debt from Government-backed Loans	<b>27</b>
<b>Table 5</b>	Number of Outpatient services for Older Person under the UCS Scheme by Top 10 Diseases	<b>28</b>
<b>Table 6</b>	Number of Inpatient services for Older Person under the UCS Scheme by Top 10 Diseases	<b>29</b>
<b>Table 7</b>	Percentage of chronic disease and hospitalized patients, classified by age group	<b>30</b>
<b>Table 8</b>	Screening of older persons based on their ability to perform (ADL): 2021–23	<b>32</b>
<b>Table 9</b>	Screening of cognitive function of older persons: 2021–23	<b>33</b>
<b>Table 10</b>	Percentage of utilization of health promotion and dental services classified by age group	<b>35</b>
<b>Table 11</b>	Screening and monitoring of older persons at risk of accidental falls	<b>36</b>
<b>Table 12</b>	Summary of statistics on older persons with fall-related injuries	<b>36</b>
<b>Table 13</b>	Number of volunteers caring for older persons	<b>39</b>
<b>Table 14</b>	Training for care managers, caregivers, and community caregivers	<b>39</b>
<b>Table 15</b>	Number of technology-related crimes against older persons, classified by type and gender	<b>41</b>
<b>Table 16</b>	Projected population of children, working-age adults, and older persons: 2024-2040	<b>45</b>
<b>Table 17</b>	Proportions and population structure of Thailand between 2022 and 2037	<b>45</b>
<b>Table 18</b>	Market value of goods and services for Thai older persons	<b>48</b>
<b>Table 19</b>	Government measures for preparing for an ageing society	<b>51</b>
<b>Table 20</b>	Economic dimensions of activities related to older persons in Thailand	<b>53</b>
<b>Table 21</b>	Environmental dimensions of activities related to older persons in Thailand	<b>60</b>
<b>Table 22</b>	Health dimensions of activities related to older persons in Thailand	<b>62</b>
<b>Table 23</b>	Social dimensions of activities related to older persons in Thailand	<b>70</b>
<b>Table 24</b>	Legal dimensions of activities related to older persons in Thailand	<b>79</b>
<b>Table 25</b>	List of Thai Cabinet members age 60 years or older	<b>97</b>

# List of Figures

<b>Figure 1</b>	Age-Sex Structure of the Global Population: 2023	<b>3</b>
<b>Figure 2</b>	World Population by Region: 2023	<b>4</b>
<b>Figure 3</b>	Population Age 60+ Years by Region: 2023 and 2050	<b>6</b>
<b>Figure 4</b>	Top 10 Countries by Number of Older Persons	<b>7</b>
<b>Figure 5</b>	Top and Bottom 10 Countries by Rate of Ageing	<b>7</b>
<b>Figure 6</b>	Population Ageing of the Member Countries of ASEAN	<b>8</b>
<b>Figure 7</b>	Thai population structure: 2023	<b>9</b>
<b>Figure 8</b>	Top and bottom 10 provinces by proportion of older persons	<b>11</b>
<b>Figure 9</b>	Percentage of the Thai population by age group: 2014-2023	<b>14</b>
<b>Figure 10</b>	Number and percentage of the population age 60 years or older and 65 years or older from 2014 to 2023	<b>15</b>
<b>Figure 11</b>	Average Thai household size from 1960 to 2021	<b>17</b>
<b>Figure 12</b>	Household living arrangements of older persons: 2002 to 2021	<b>17</b>
<b>Figure 13</b>	Number and percentage of older persons working in the formal and informal sectors	<b>18</b>
<b>Figure 14</b>	Percent employed older persons, by level of education and gender	<b>19</b>
<b>Figure 15</b>	Percentage of older persons working, classified by occupation	<b>19</b>
<b>Figure 16</b>	Number and percentage of working older persons, classified by employment status and gender	<b>20</b>
<b>Figure 17</b>	Number and percentage of older persons working, classified by weekly working hours and gender	<b>20</b>
<b>Figure 18</b>	Percentage of older persons working, classified by issues related to their work	<b>21</b>
<b>Figure 19</b>	Percentage of older persons with income, classified by main source of income and gender in 2021	<b>22</b>
<b>Figure 20</b>	Average wages and salaries of older persons working as employees, classified by industry type	<b>23</b>
<b>Figure 21</b>	Average wages and salaries of older persons working as employees, classified by industry type and sector	<b>23</b>
<b>Figure 22</b>	Percent of older persons by savings and the value of savings in 2021	<b>24</b>
<b>Figure 23</b>	Number of older persons receiving retirement benefits, gratuities, and pensions from government service and social security	<b>25</b>
<b>Figure 24</b>	Older persons registered for and receiving state welfare benefits	<b>25</b>
<b>Figure 25</b>	Older persons who are members of the National Savings Fund and receive pensions or living allowances	<b>26</b>
<b>Figure 26</b>	Life insurance policies for pensions with private companies	<b>26</b>
<b>Figure 27</b>	Debt of older persons receiving benefits from the state welfare registration program	<b>27</b>

<b>Figure 28</b>	Number of older persons experiencing emergency illnesses who used the emergency medical system, and the top 10 most common reasons	<b>30</b>
<b>Figure 29</b>	Deaths of older persons by age group	<b>31</b>
<b>Figure 30</b>	Screening for physical decline in 9 areas; the top 3 areas with highest risk	<b>32</b>
<b>Figure 31</b>	Number of older persons receiving treatment for dementia	<b>33</b>
<b>Figure 32</b>	Number of older persons with disability cards classified by type of disability	<b>34</b>
<b>Figure 33</b>	Number of road accident victims and deaths from 2017-2021	<b>35</b>
<b>Figure 34</b>	Percentage of older persons with caregivers, classified by relationship	<b>38</b>
<b>Figure 35</b>	Number of care facilities and eldercare businesses	<b>40</b>
<b>Figure 36</b>	Treasury of Wisdom of Older Persons	<b>43</b>
<b>Figure 37</b>	Projections of the number of older persons and budget for eldercare allowances from 2024-2040	<b>46</b>
<b>Figure 38</b>	Population distribution classified by age group and education level	<b>47</b>
<b>Figure 39</b>	Population distribution by age group	<b>47</b>
<b>Figure 40</b>	Labor force and labor demand in Thailand from 2017-2037	<b>48</b>
<b>Figure 41</b>	5 Booming Businesses in the Silver Generation Era	<b>49</b>
<b>Figure 42</b>	Preparing for an Ageing Society by Age Group	<b>50</b>
<b>Figure 43</b>	Overall Budget for Older Persons for FY 2023	<b>85</b>
<b>Figure 44</b>	National Older Person - 2023	<b>87</b>
<b>Figure 45</b>	National Artist of the Year 2022 in the Visual Arts Category	<b>89</b>
<b>Figure 46</b>	National Artist of the Year 2022 in the Literary Arts Category	<b>90</b>
<b>Figure 47</b>	National Artist of the Year 2022 in the Performing Arts Category	<b>91</b>
<b>Figure 48</b>	Eminent Figures in Thai Language	<b>92</b>
<b>Figure 49</b>	Outstanding Users of Thai Language	<b>93</b>
<b>Figure 50</b>	Outstanding Users of Regional Thai Language	<b>94</b>
<b>Figure 51</b>	Political Party Policies on Older Person Issues in the 2023 Election	<b>96</b>
<b>Figure 52</b>	2023: The Year of Thai Health	<b>99</b>
<b>Figure 53</b>	Rachel: Muscle-Enhancing Bodysuit to Assist Seniors with Mobility	<b>102</b>
<b>Figure 54</b>	Gunther Bath: Prevents Falls with Assistance	<b>103</b>
<b>Figure 55</b>	Ross: Back Support Bodysuit	<b>103</b>
<b>Figure 56</b>	Nirand-Eldercare Center Management System	<b>104</b>
<b>Figure 57</b>	Joey: Alert Bed	<b>104</b>
<b>Figure 58</b>	Akiko: Sensory and Memory-Stimulating Blanket	<b>105</b>
<b>Figure 59</b>	MONICA: Brain-Stimulating Game for Older Persons	<b>105</b>

1

# General Situation



Total global population

**8,045**  
million

Global ageing population



**1,200**  
million  
by 2025



Global ageing population  
will be reach

**2,000**  
million  
by 2050

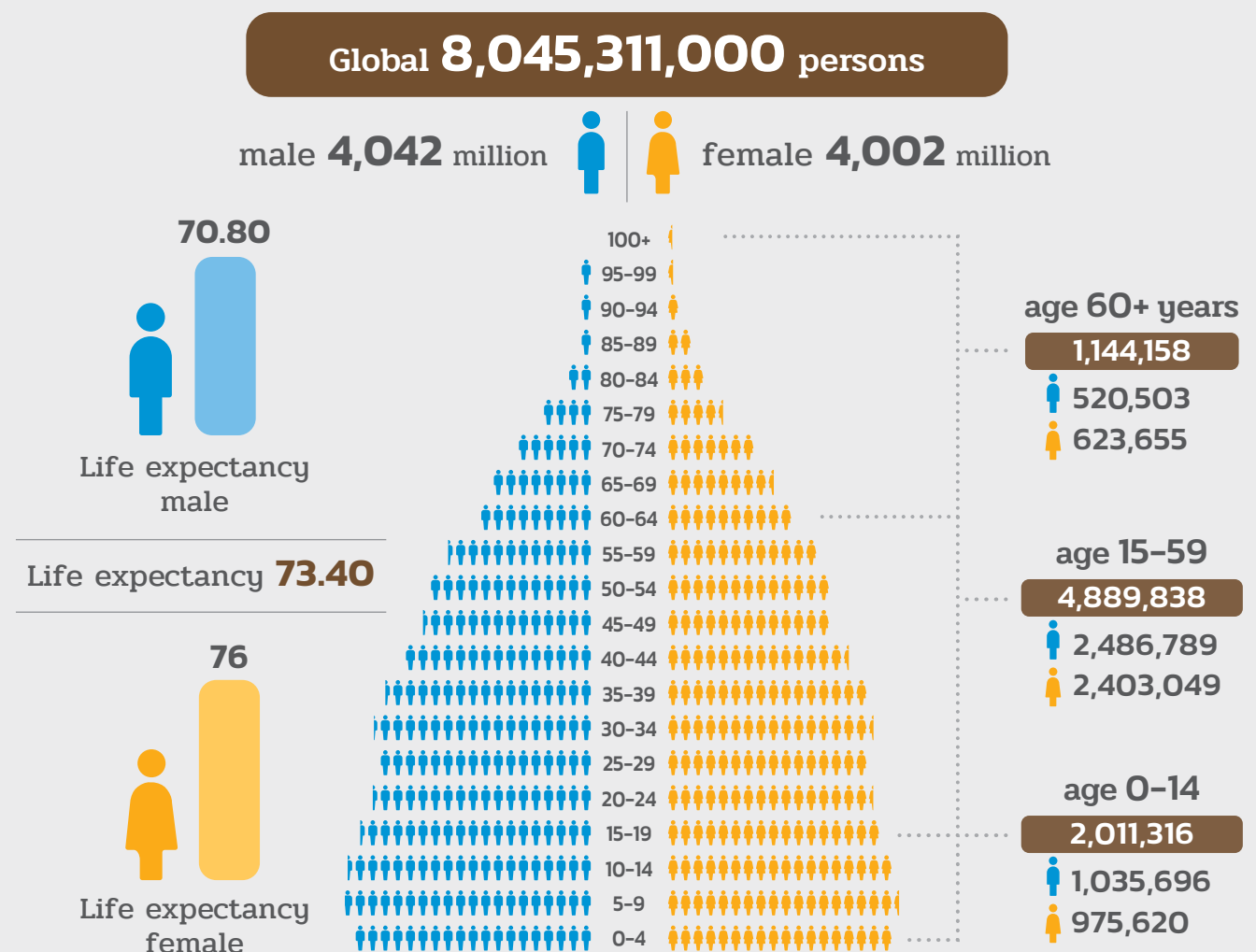
## 1.1 Global Ageing Population in 2023

The phenomenon of population ageing is occurring rapidly. The United Nations (UN) forecasts that the global population age over 60 years will reach 1.2 billion by 2025 and 2 billion by 2050, which will be about 20% of the world's population. This trend is particularly evident in countries in Europe, North America, and Asia.

### 1.1.1 Global Population

In 2023, the global population totaled 8 billion people, with approximately 1.14 billion being age 60 years or older, which accounts for 14.22%. The average life expectancy is 73.40 years, with women generally living longer than men.

#### Age-Sex Structure of the Global Population: 2023



**Figure 1** Age-Sex Structure of the Global Population: 2023

**Source:** United Nations, World Population Prospects 2023



## 1.1.2 World Population by Region: 2023

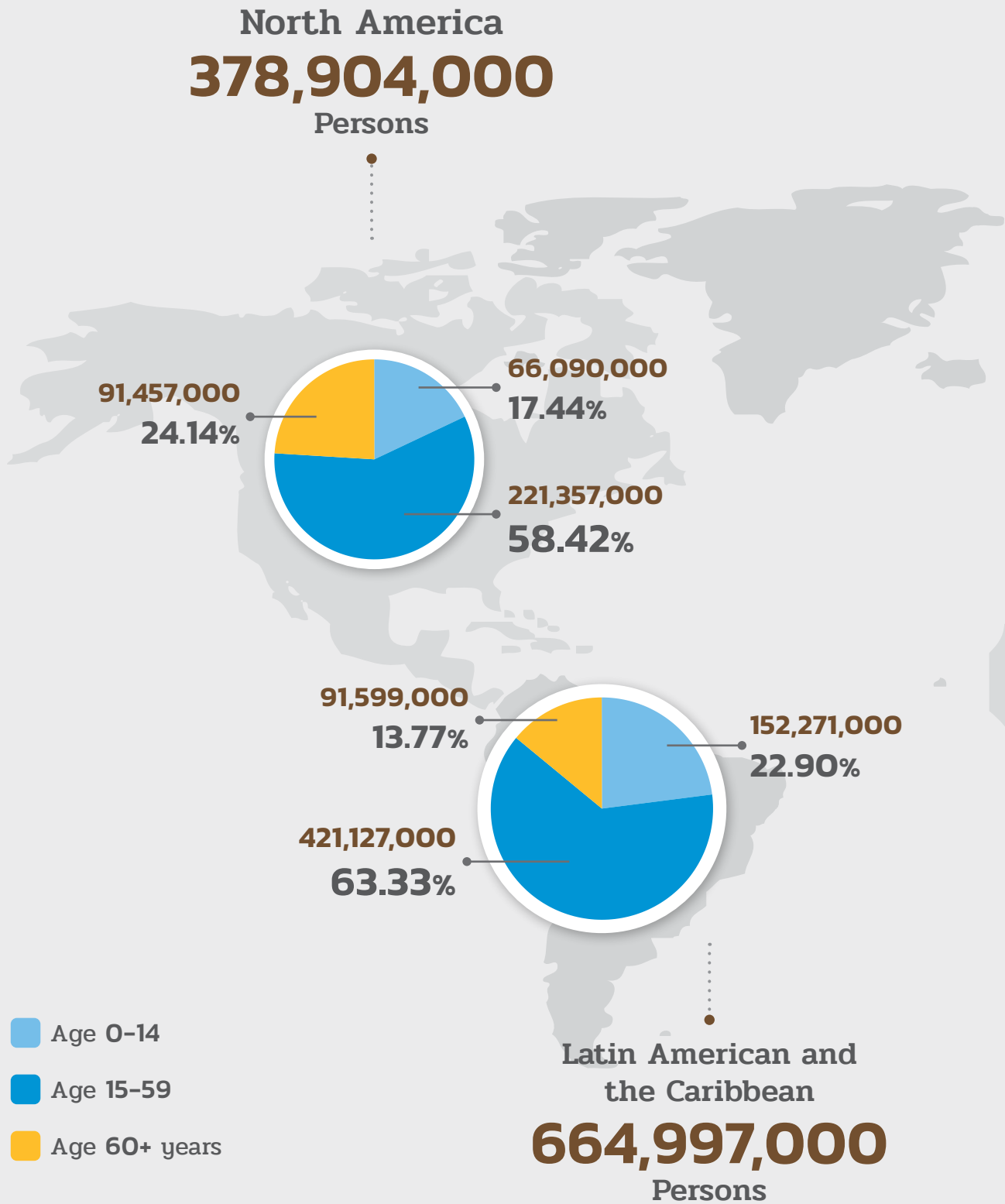
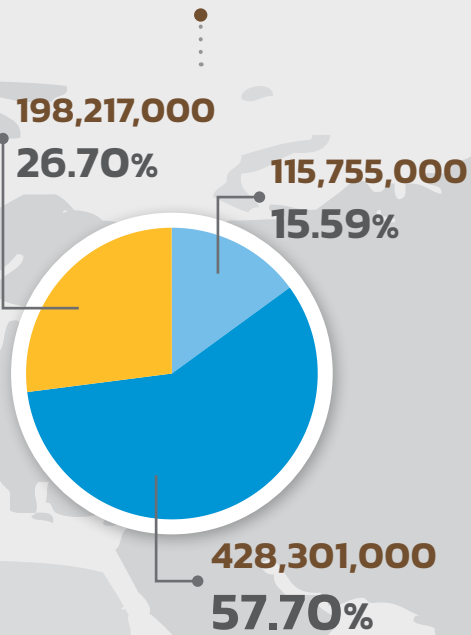


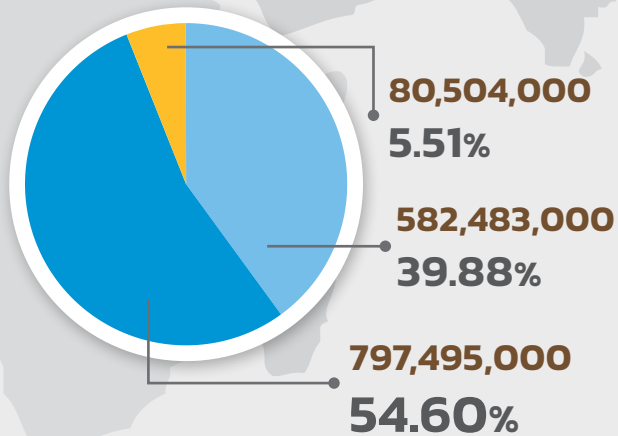
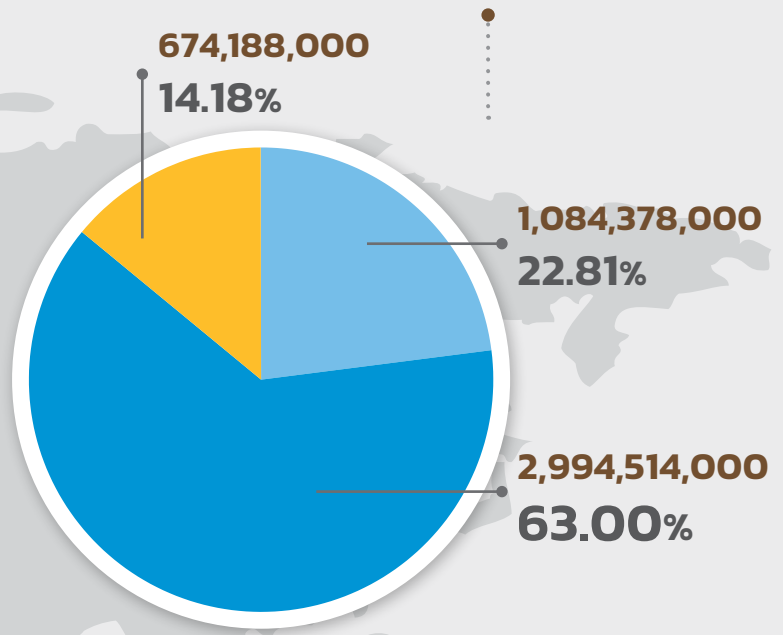
Figure 2 World Population by Region: 2023

Source: United Nations, World Population Prospects 2023

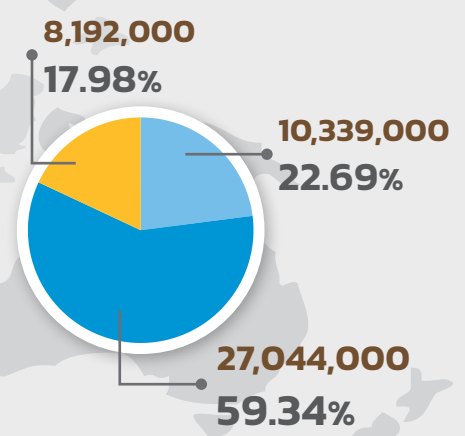
Europe  
**742,273,000**  
Persons



Asia  
**4,753,080,000**  
Persons



Africa  
**1,460,482,000**  
Persons

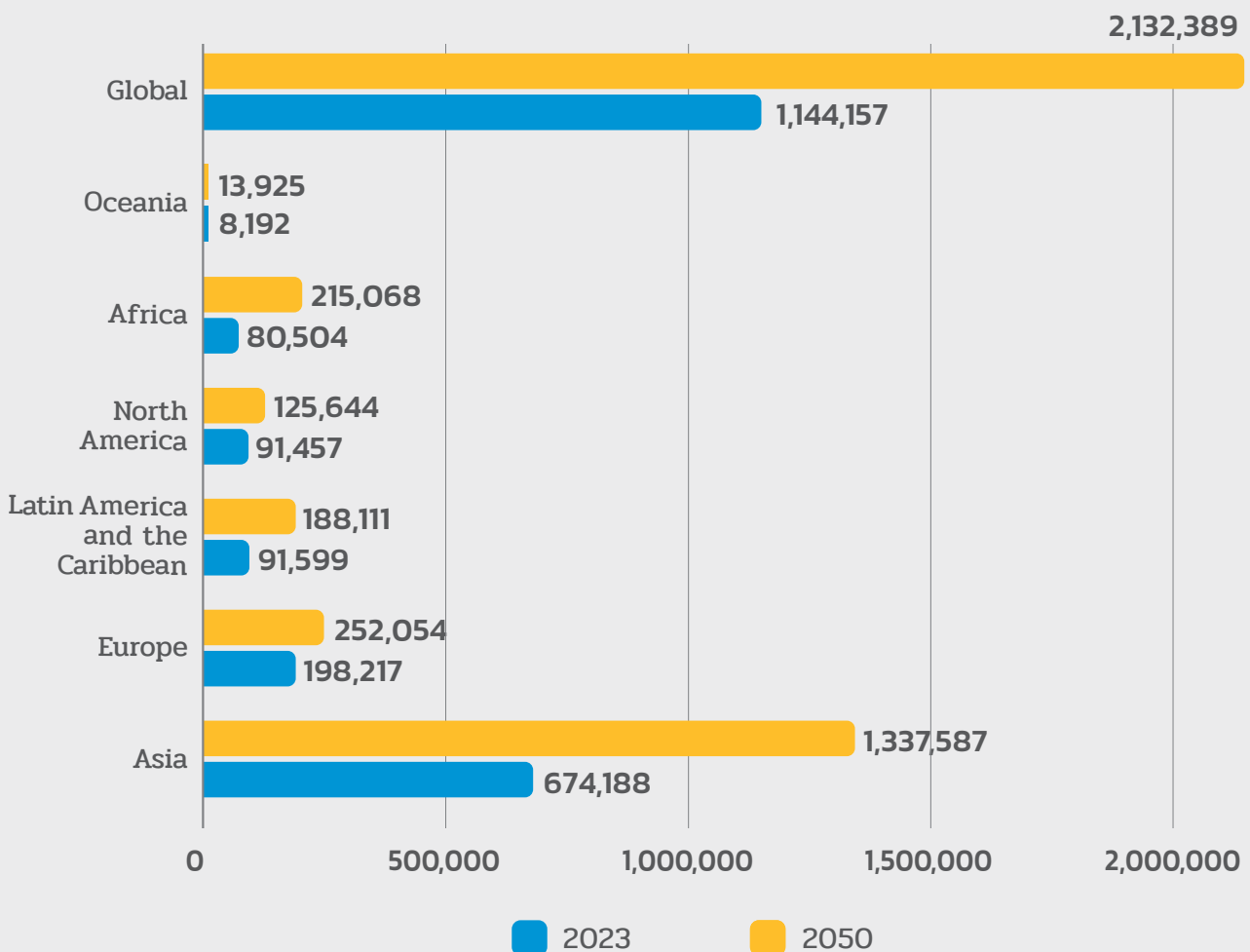


Oceania  
**45,576,000**  
Persons

### 1.1.3 Population Ageing by Region in 2023, and Projections for 2050

Europe has the highest proportion of older population, followed by North America, Oceania, and Asia, in descending order. Europe and North America have a higher proportion of older persons compared to children, with Europe having an older population that exceeds the child population by 11%. In contrast, other regions still have more children than older individuals. Africa is the region with the lowest proportion of older persons of its population.

■ Total population age 60+ years: 2023 and 2050 (unit: 1,000 persons)



**Figure 3** Population Age 60+ Years by Region: 2023 and 2050

Source: United Nations, World Population Prospects 2023

In 2023, Asia had the largest population of older persons, and that number is projected to double by 2050, surpassing the combined total of all other regions. Following Asia, the regions with the next highest populations of older persons are Europe, Latin America and the Caribbean, and North America, in descending order.

### 1.1.4 Top 10 countries by number of older persons

In 2023, China had the largest number of older persons. Among the top 10 countries with the most older persons, four are in Asia: China, India, Japan, and Indonesia.

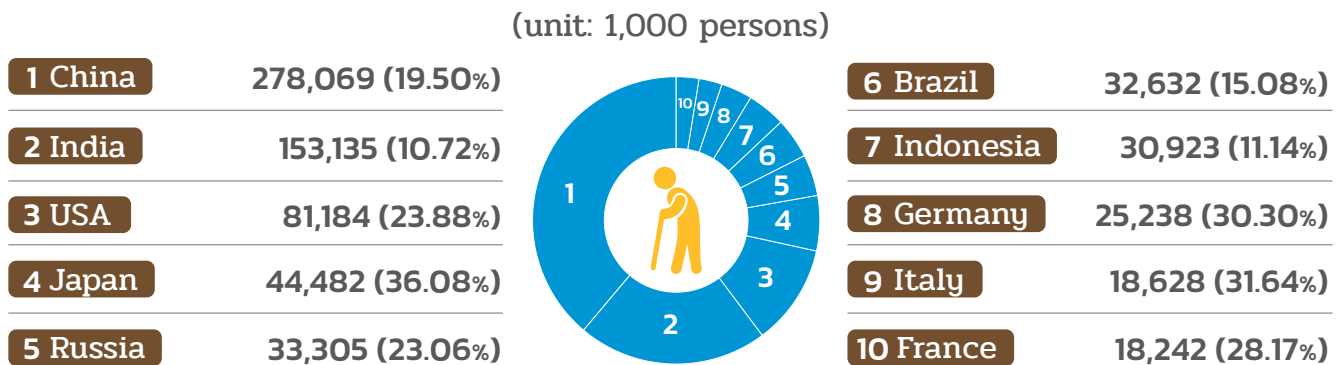


Figure 4 Top 10 Countries by Number of Older Persons

Source: United Nations, World Population Prospects 2023

### 1.1.5 Top and bottom 10 countries by rate of ageing

When considering the proportion of older persons, Monaco has the highest ageing rate, while Uganda has the lowest ageing rate among countries in the world.

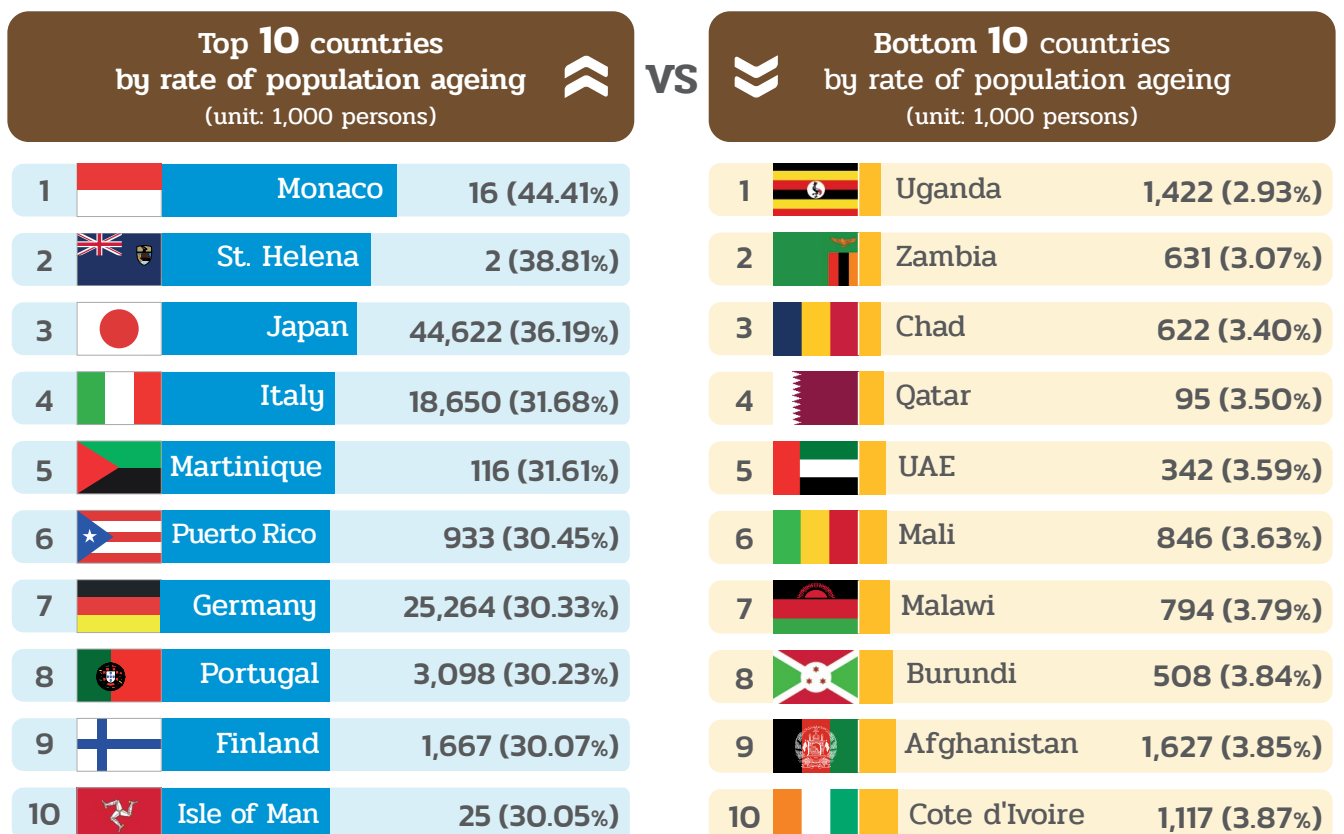


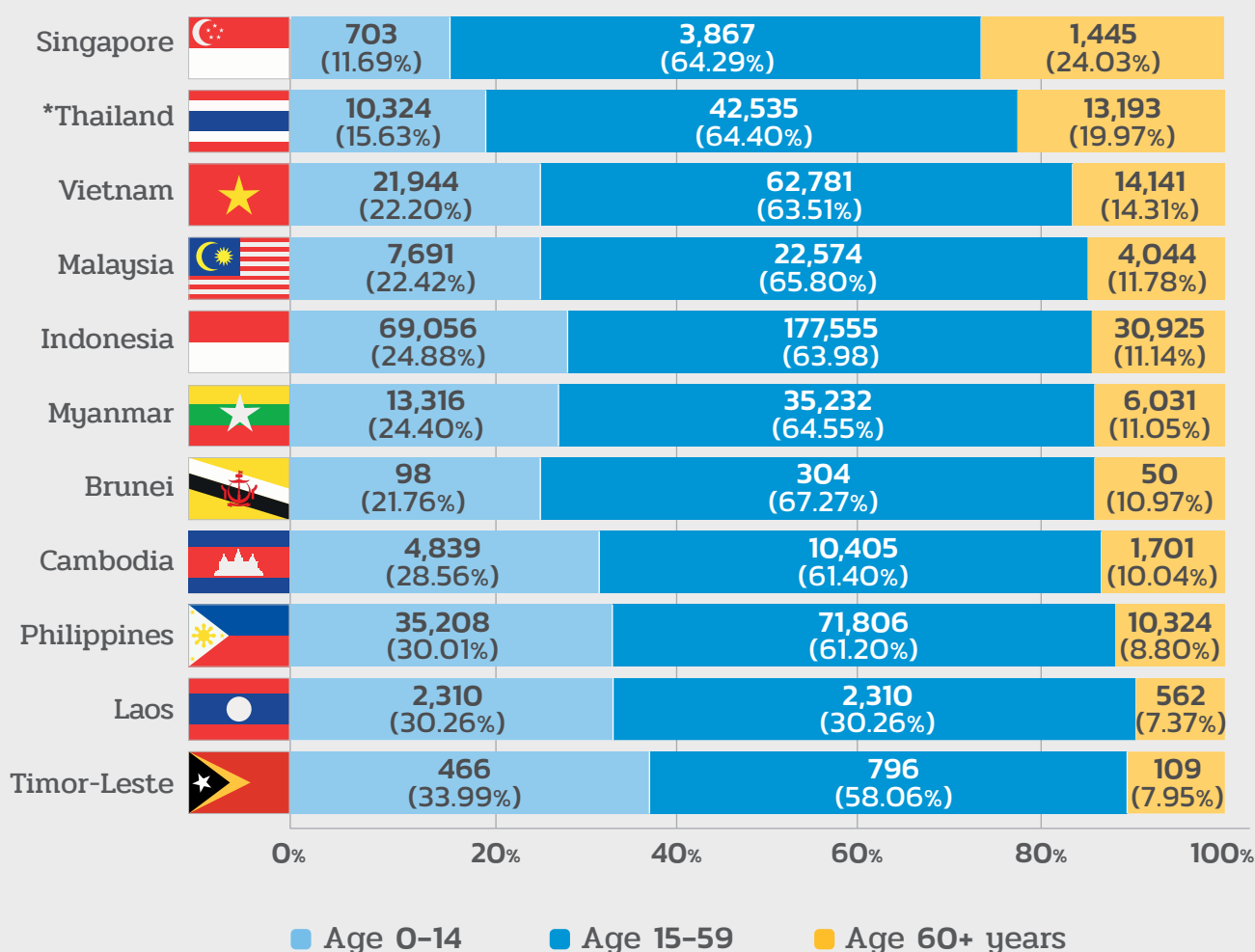
Figure 5 Top and Bottom 10 Countries by Rate of Ageing

Source: United Nations, World Population Prospects 2023

## 1.2 Ageing among ASEAN member countries

In 2023, Singapore had the highest proportion of older persons at 24.0%, making it the first country in ASEAN to transition into a complete-aged society. Following Singapore are Thailand, Vietnam, and Malaysia. It is noted that both Singapore and Thailand have more older persons than children in their populations.

■ Ageing of the population among ASEAN member countries  
(unit: 1,000 persons)



**Figure 6** Population Ageing of the Member Countries of ASEAN

Source: United Nations, World Population Prospects 2023

\*The data for Thailand is from the Department of Provincial Administration, Ministry of Interior, as of December 31, 2023

## 1.3 Ageing of the Thai Population

### 1.3.1 Population Structure

In 2023, Thailand had a population of approximately 66 million people, with about 13 million individuals age 60 years of over, which is nearly 3 million more than the population of children.

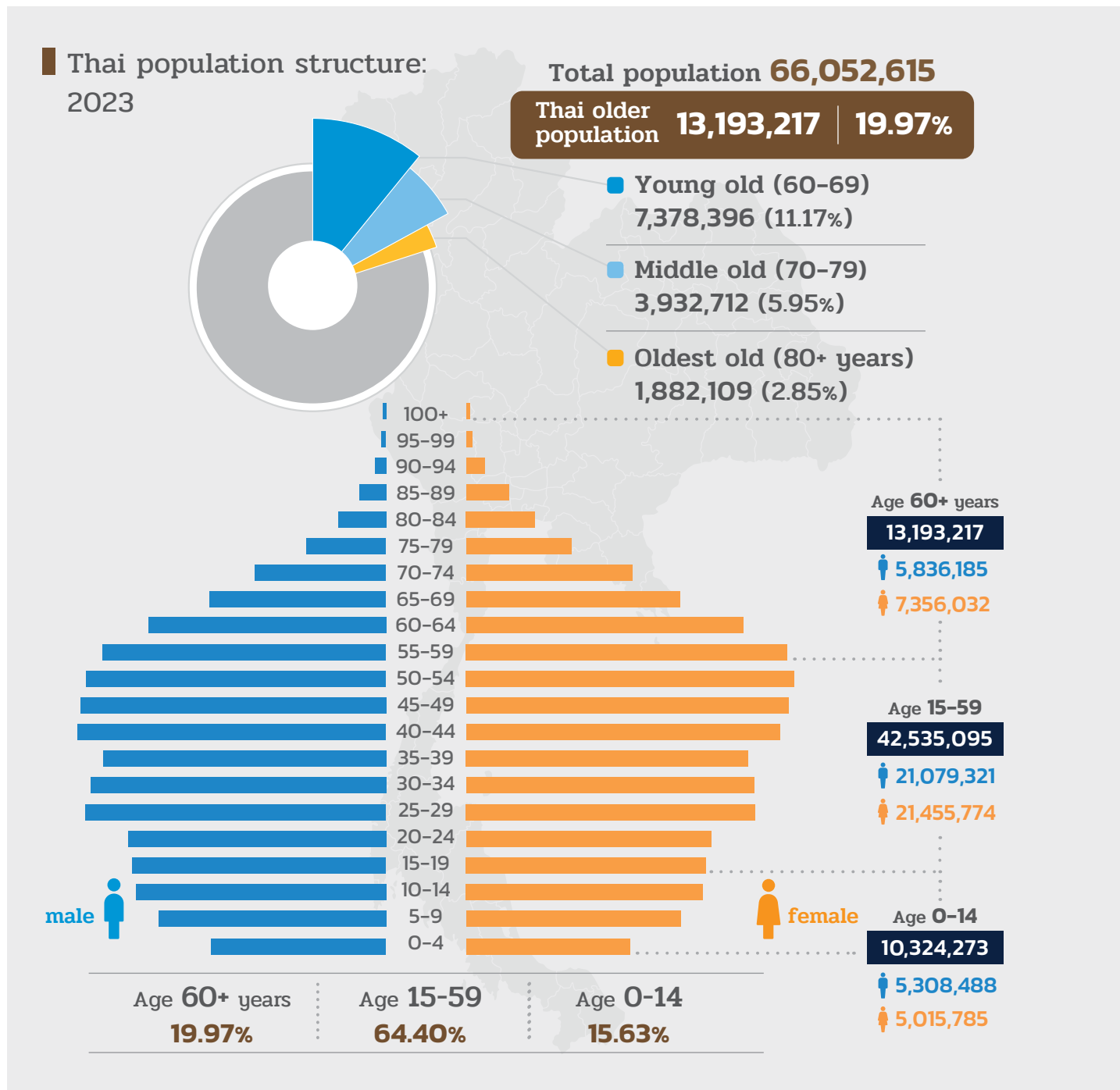
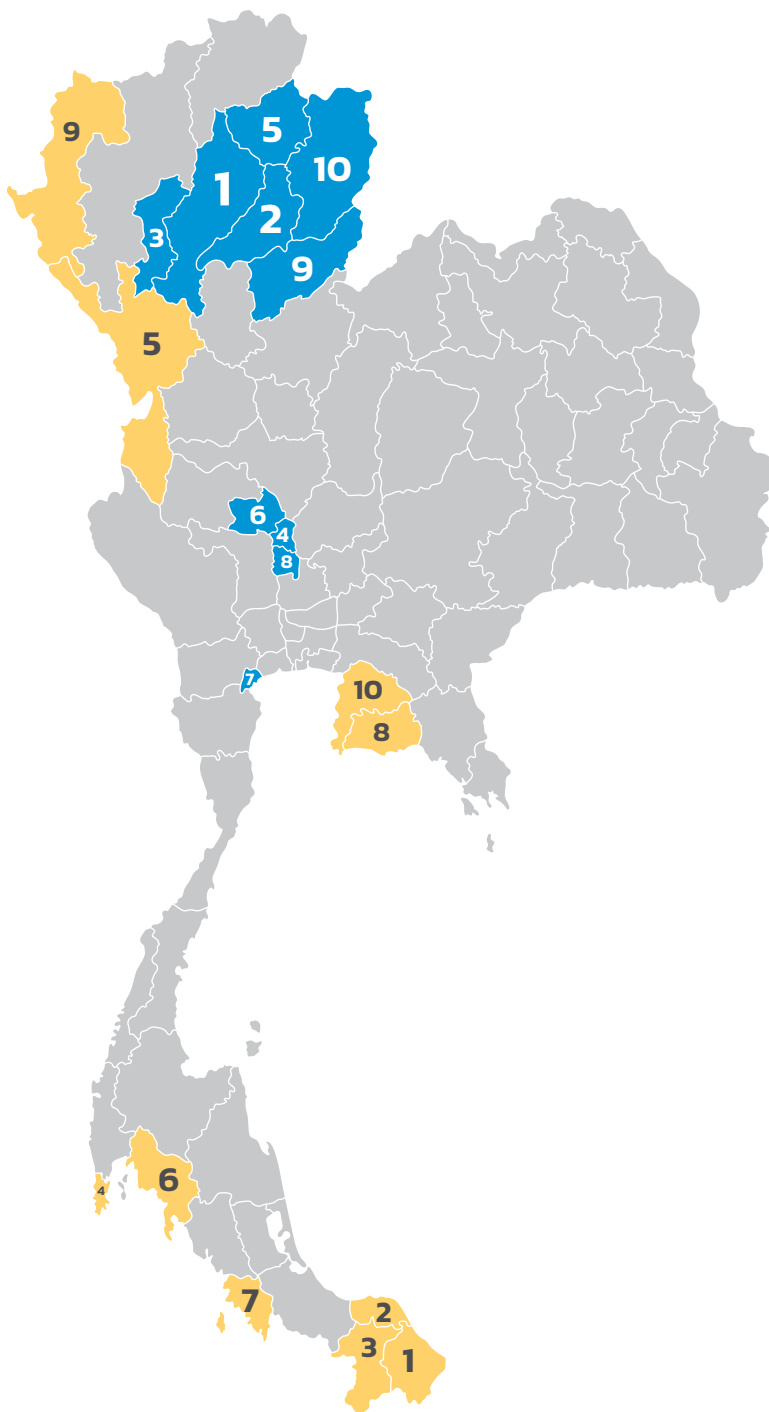


Figure 7 Thai population structure: 2023

Source: Department of Provincial Administration, Ministry of Interior, December 2023

### 1.3.2 Data on older persons by province

The population of Thai older persons is spread across various regions. The top 10 provinces with the highest percentage of older persons are mostly in the northern region, with the top three being Lampang, Phrae, and Lamphun, in descending order. In contrast, the provinces with the lowest percentage of older persons are mostly in the southern region, with the top three being Narathiwat, Pattani, and Yala, respectively.



#### 10 provinces with the highest percentage of older persons

- |             |                    |
|-------------|--------------------|
| 1. Lampang  | 6. Chainat         |
| 2. Phrae    | 7. Samut Songkhram |
| 3. Lamphun  | 8. Angthong        |
| 4. Singburi | 9. Uttaradit       |
| 5. Phayao   | 10. Nan            |

#### 10 provinces with the lowest percentage of older persons

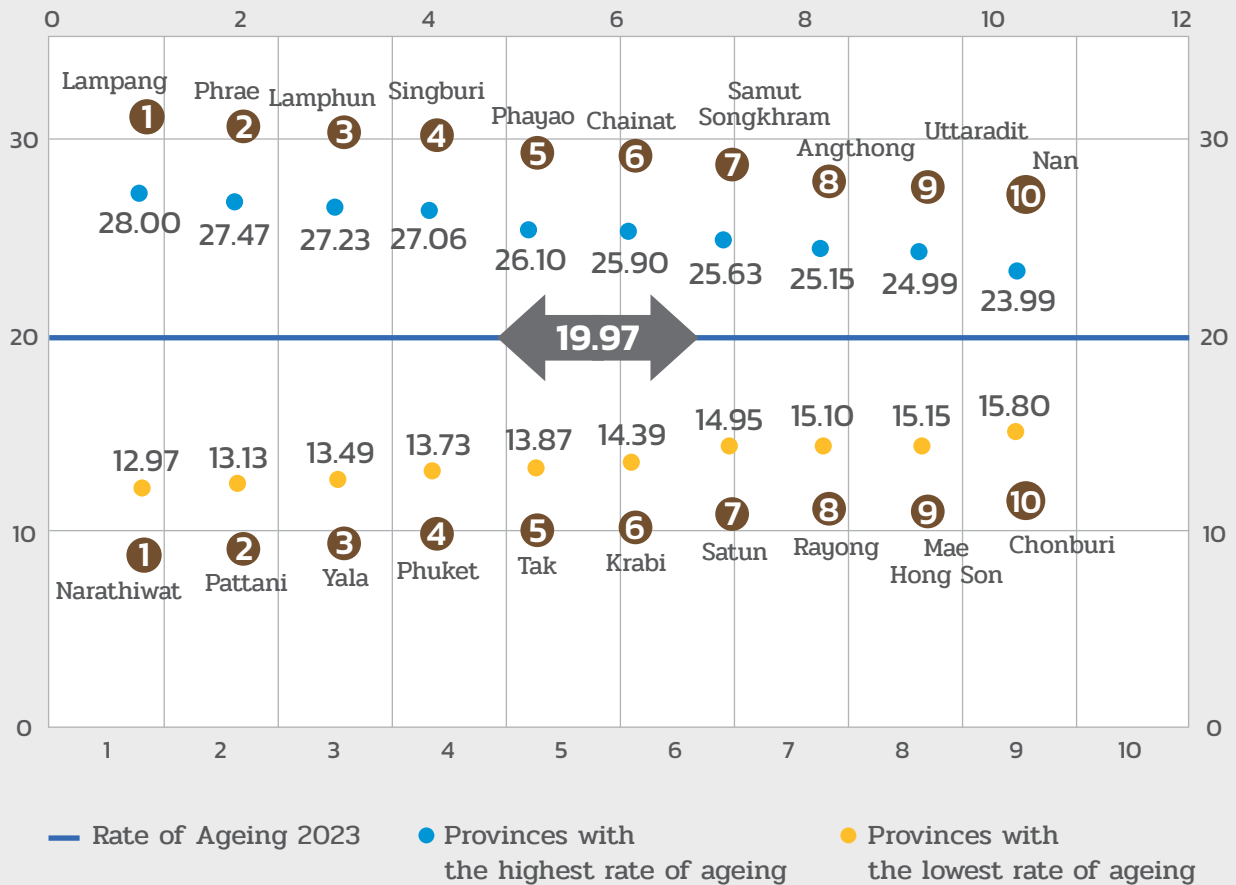
- |               |                 |
|---------------|-----------------|
| 1. Narathiwat | 6. Krabi        |
| 2. Pattani    | 7. Satun        |
| 3. Yala       | 8. Rayong       |
| 4. Phuket     | 9. Mae Hong Son |
| 5. Tak        | 10. Chonburi    |



Data on  
older persons  
by province  
in 2023



### 1.3.3 Top and bottom 10 provinces by proportion of older persons



**Figure 8** Top and bottom 10 provinces by proportion of older persons

**Source:** Department of Provincial Administration, Ministry of Interior, December 2023

## 2

## Context: The Situation of a Complete-aged Society

Thai older population

19.97%



The number of children  
has been steadily decreasing,  
making up only

15.63%



The working-age  
population has also  
decreased to



64.40%

The transition to a complete-aged society marks a significant change in the population structure, presenting both challenges and opportunities for society. Therefore, the 2023 edition of the Report on the Situation of Thai Older Persons, a year in which Thailand is nearing the status of a complete-aged society, features the topic of the ‘complete-aged society’ as the focus. This is to illustrate the current situation of older persons in Thailand and to present perspectives on the challenges and opportunities for future policy action.



## 2.1 Transition to a Complete-aged Society in Thailand

A ‘complete-aged society’ refers to a society where the population age 60 years or older exceeds 20% of the total population, or the population age 65 years or older exceeds 14% of the total population (Situation of Older Persons in Thailand 2022, p. Dor). Thailand began entering an aged society in 2005, and it took about 20 years to reach the status of a complete-aged society in 2024.

In 2023, Thailand had a population of 66,052,615 people, with 13,193,247 people age 60 years or older, about 19.97%. The number of older adults has continued to increase, while the number of children has been steadily decreasing, making up only 15.63% of the population. The working-age population has also decreased to 64.40% in the same year.

## 2.1.1 Increase in the Population of Older Persons

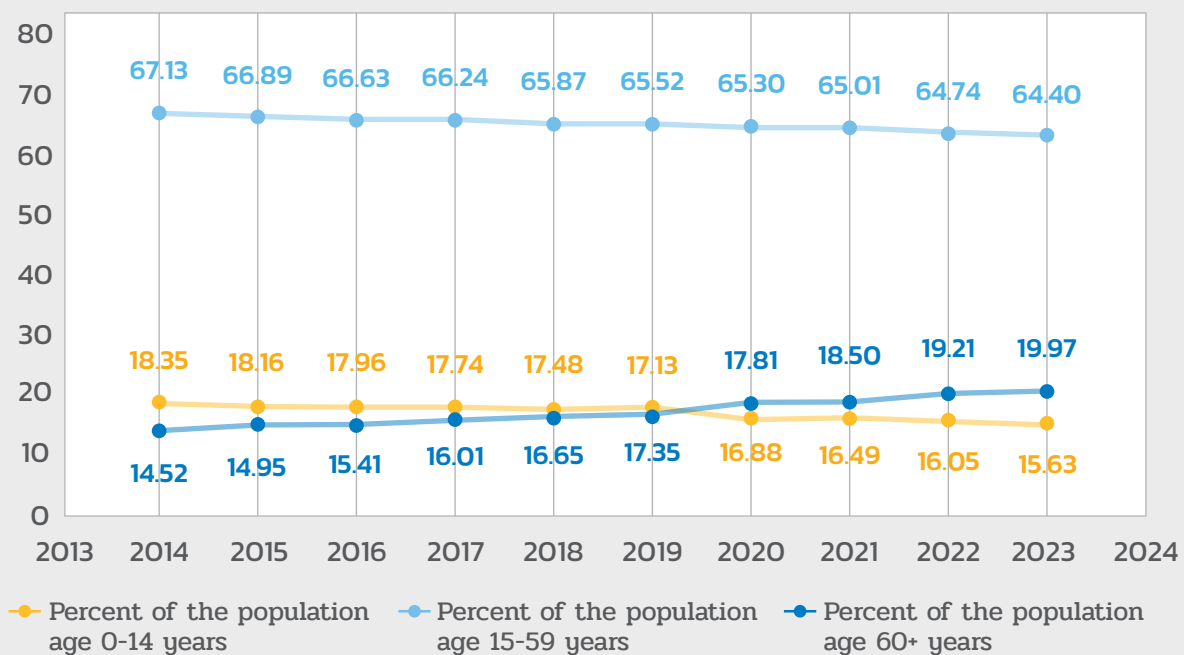
### Population Data of Thailand for the Past 10 Years

Year	Total Population	Thai Population by Age Group and Year					
		0-14 years (children)		15-59 years (working age)		60 years or older (older)	
		Population	%	Population	%	Population	%
2014	65,124,716	11,951,481	18.35	43,717,235	67.13	9,456,000	14.52
2015	65,729,098	11,937,616	18.16	43,966,691	66.89	9,824,791	14.95
2016	65,931,550	11,842,956	17.96	43,928,799	66.63	10,159,795	15.41
2017	66,188,503	11,743,329	17.74	43,845,947	66.24	10,599,227	16.01
2018	66,413,979	11,607,020	17.48	43,748,820	65.87	11,058,139	16.65
2019	66,558,935	11,401,238	17.13	43,610,243	65.52	11,547,454	17.35
2020	66,186,727	11,174,613	16.88	43,222,961	65.30	11,789,153	17.81
2021	66,171,439	10,914,827	16.49	43,015,070	65.01	12,241,542	18.50
2022	66,090,475	10,606,364	16.05	42,785,749	64.74	12,698,362	19.21
2023	66,052,615	10,324,273	15.63	42,535,095	64.40	13,193,247	19.97

**Table 1** Population Data of Thailand for the Past 10 Years: 2014-2023

Source: Department of Provincial Administration, Ministry of Interior, 2023

### Percent of the Thai Population by Age Group: 2014-2023



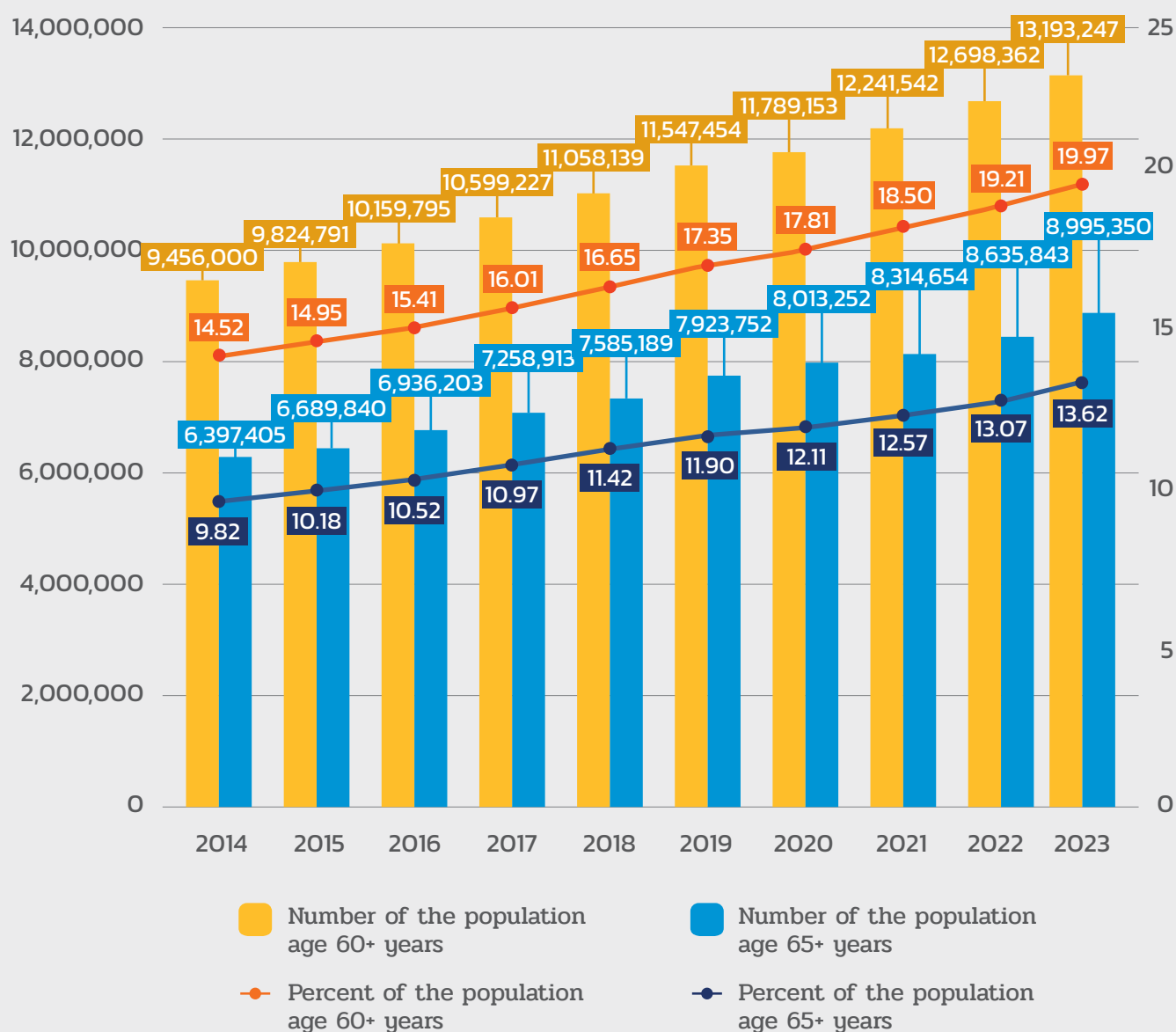
**Figure 9** Percentage of the Thai population by age group: 2014-2023

Source: Department of Provincial Administration, Ministry of Interior, 2023

## 2.1.2 Increase in Population Age 60 Years or Older

The population of older persons in Thailand has been steadily increasing over the past decade. In 2023, the "Million-Birth Cohort" (born between 1963-1983) entered old age for the first time.

### Number and percentage of the population age 60 years or older and 65 years or older from 2014 to 2023



**Figure 10** Number and percentage of the population age 60 years or older and 65 years or older from 2014 to 2023

**Source:** Department of Provincial Administration, Ministry of Interior, 2023

### 2.1.3 Ageing Index, Old Persons Dependency Ratio, Support Ratio

The ageing index is a measure that compares the structure of replacement between the population of older persons (age 60 years or older) and the population of children (under 15 years old). It is calculated by dividing the number of people age 60 years or older by the number of people under 15 years old, multiplied by 100.

The old persons dependency ratio indicates the burden of supporting older persons on the working-age population. It is calculated by dividing the number of older persons that the working-age population (age 15-59 years) must support by the number of working-age people, multiplied by 100.

The support ratio is a measure that indicates the number of working-age people who can support one older person. It is calculated by comparing the number of people age 15–59 years to the number of people age 60 years or older.

The increasing proportion of older persons, while the proportion of children and working-age population decreases, has led to a rise in the elderly dependency ratio. In 2021, the dependency ratio was 28.46%, and it increased to 31.01% in 2023. Meanwhile, the support ratio decreased from 3.51% in 2021 to 3.22%, meaning that the working-age population will need to support more older persons.

#### Ageing Index, Old-Age Dependency Ratio, and Support Ratio: 2014-2023

Year	Ageing index	Old-Age Dependency Ratio	Support Ratio
2014	79.12	21.63	4.62
2015	82.30	22.35	4.48
2016	85.79	23.13	4.32
2017	90.26	24.17	4.14
2018	95.27	25.28	3.96
2019	101.28	26.48	3.78
2020	105.50	27.28	3.67
2021	112.16	28.46	3.51
2022	119.72	29.68	3.37
2023	127.79	31.02	3.22

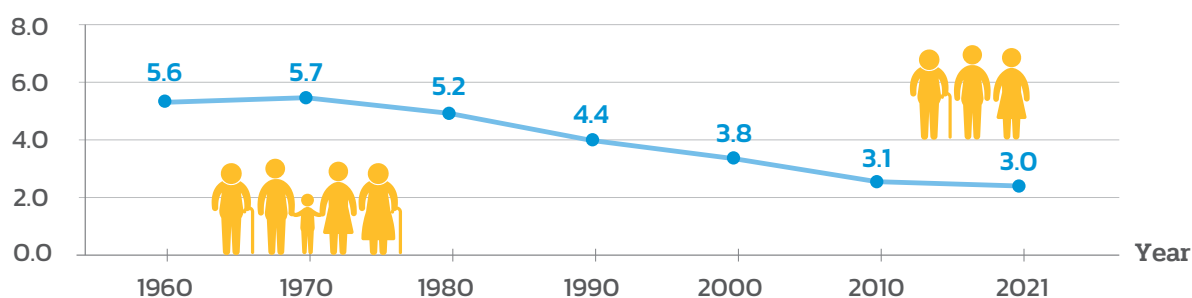
**Table 2** Ageing Index, Old-Age Dependency Ratio, and Support Ratio: 2014-2023

**Source:** Compiled by the authors

## 2.2 Living Conditions of Older Persons

### 2.2.1 Household Size

Data on the living arrangements of older persons in 2023, referencing the 2010 Population and Housing Census and the 2021 Survey of Older Persons in Thailand by the National Statistical Office (NSO), shows that the average household size has decreased over the period from 1960 to 2021. In 2021, the average household size was 3.0 persons per household.



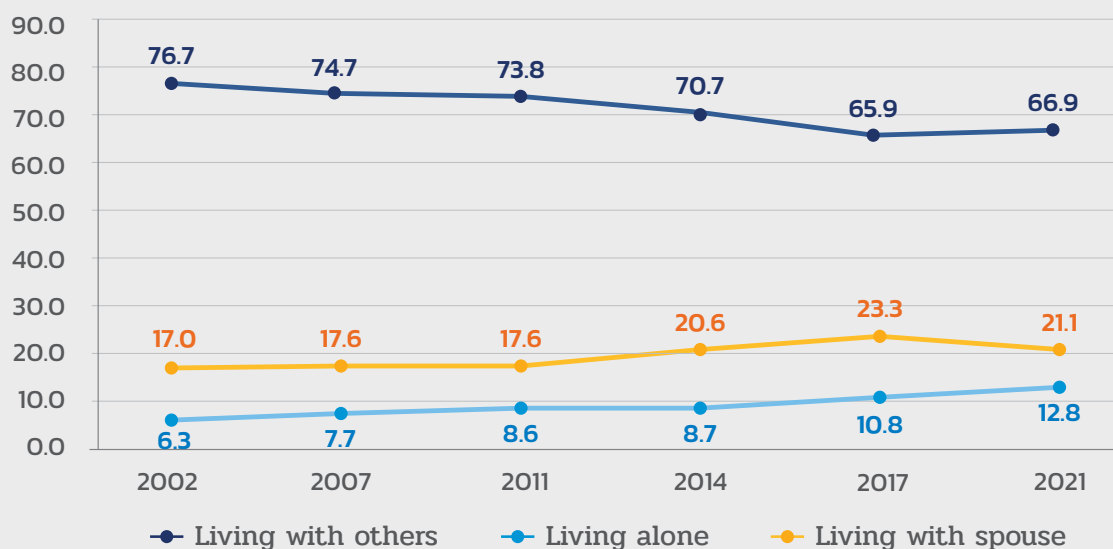
**Figure 11** Average Thai household size from 1960 to 2021

Source: 2010 Population and Housing Census and the 2021 Survey of Older Persons in Thailand, NSO

### 2.2.2 Living with Family

The proportion of older persons living with family or others in the household decreased from 76.7% in 2002 to 66.9% in 2021. At the same time, the proportion of older persons living alone increased from 6.3% in 2002 to 12.8% in 2021.

#### Household living arrangements of older persons: 2002-2021



**Figure 12** Household living arrangements of older persons: 2002 to 2021

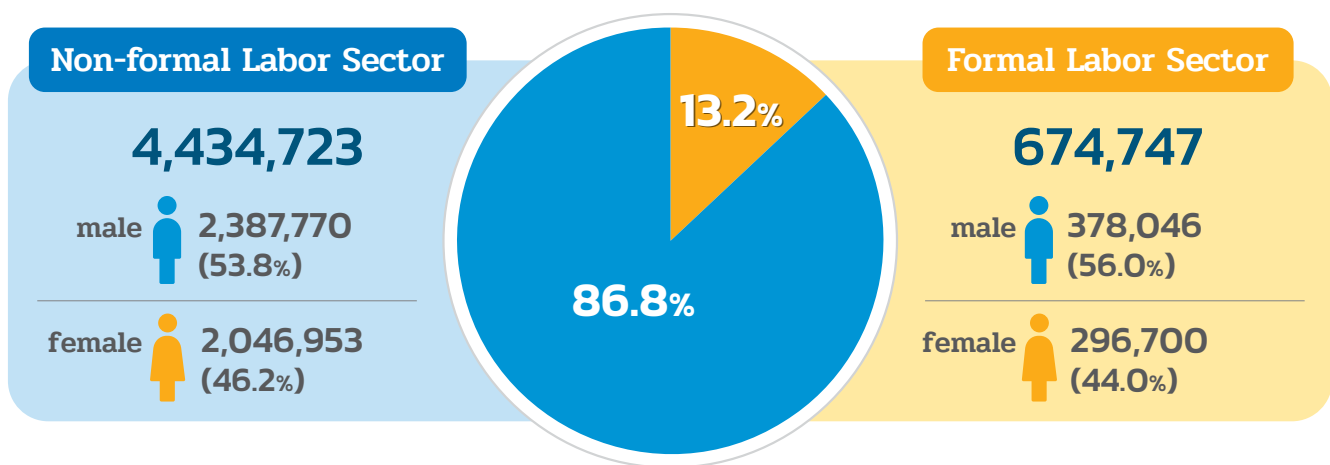
Source: NSO Survey of the Population of Older Persons, 2021



## 2.2.3 Employment of Thai Older Persons

### (1) Older persons working in the formal and non-formal labor sector

Most older persons are informal workers, meaning they do not receive the same social protections or guarantees as workers in the formal labor sector, and with a proportion as high as 86.8%. In contrast, a smaller proportion, 13.2%, are formal workers, meaning they do receive social protections or guarantees from their work. Male older persons have a higher proportion of employment in both informal and formal sectors compared to female older persons.



**Figure 13** Number and percentage of older persons working in the formal and informal sectors

**Source:** NSO: Summary of key findings on the employment of older persons in Thailand in 2023

### (2) Proportion of older workers, classified by gender

In 2023, 37.5% of Thai older persons were still employed, with a higher proportion being male compared to female. This proportion has been steadily increasing since 2021.

#### ■ Proportion of older workers, classified by gender

Year	Male	Female	Total
2019	44.9	26.1	34.5
2020	47.0	28.7	36.9
2021	46.4	28.3	35.9
2022	46.4	28.6	36.1
2023	48.1	29.7	37.5

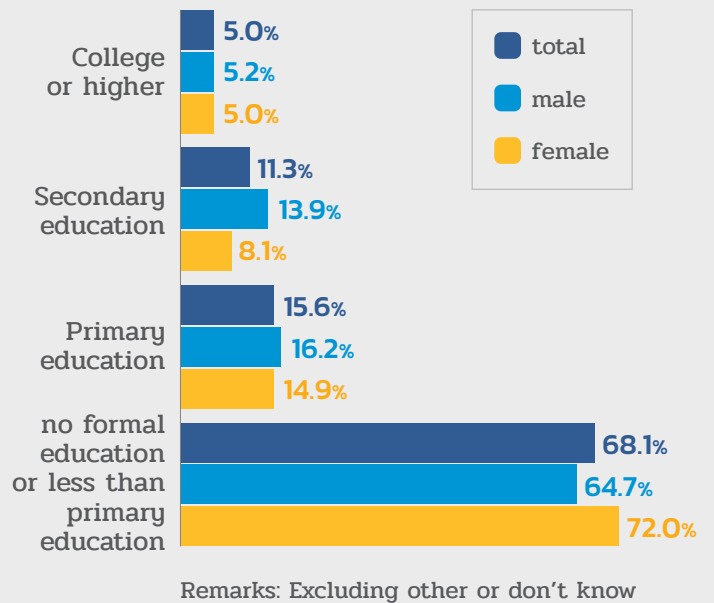
**Table 3** Proportion of older workers, classified by gender

**Source:** NSO: Summary of key findings on the employment of older persons in Thailand in 2023

### (3) Older workers classified by education and gender

Two out of three Thai older persons have education below the primary level (including those with no formal education), at 68.1%. This is followed by primary education at 15.6%, secondary education at 11.3%, and higher education at 5.0%. At every education level for working older persons, there are more males than females, except for those with education below the primary level, where there are more females than males.

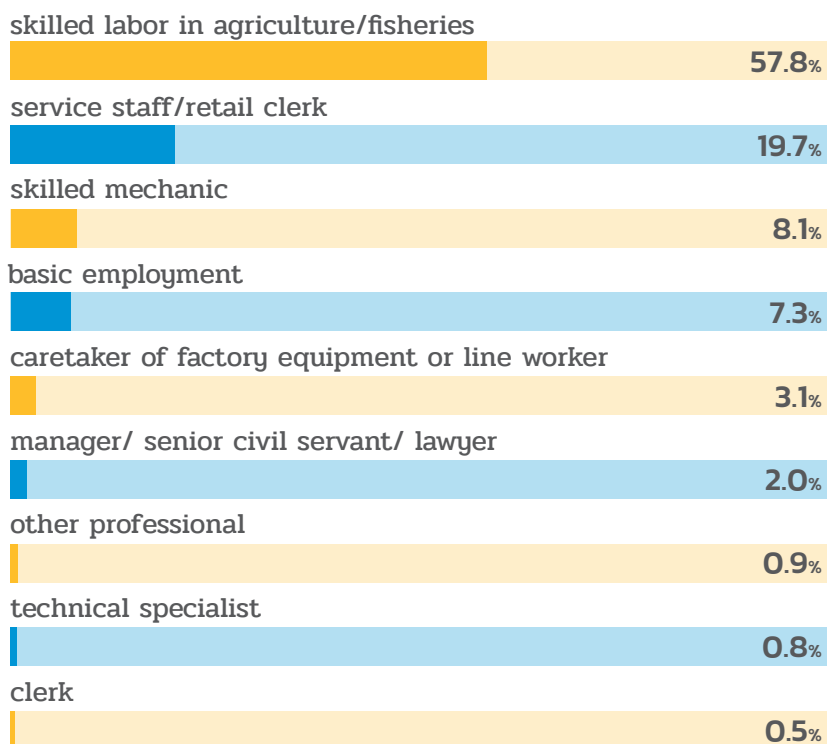
#### Percentage of employed older persons, by level of education and gender



**Figure 14** Percent employed older persons, by level of education and gender

**Source:** NSO: Summary of key findings on the employment of older persons in Thailand in 2023

### Percentage of older workers, classified by occupation



**Figure 15** Percentage of older workers, classified by occupation

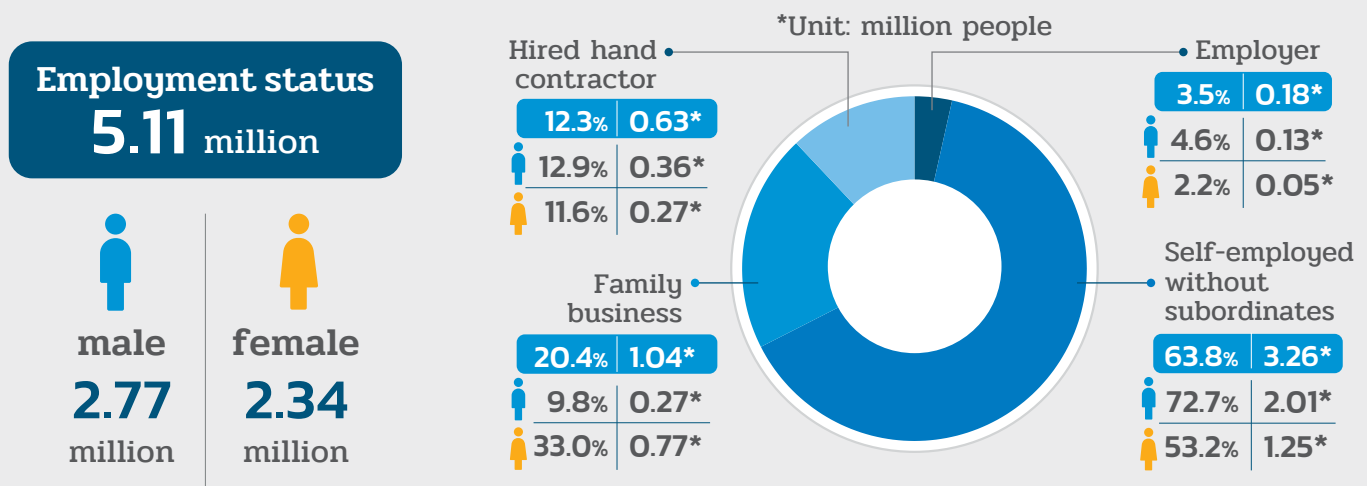
**Source:** NSO: Summary of key findings on the employment of older persons in Thailand in 2023

### (4) Older workers classified by type of labor

Working older persons work predominantly in skilled agricultural and fishing occupations, accounting for 57.8%. In contrast, the least common occupation for older persons is as a clerk, at 0.5%. This clearly indicates that the majority of older persons who are employed are engaged in the agricultural sector.

### (5) The number of older workers, classified by employment status and gender

In 2023, older persons worked mostly in self-employed roles without employees, with a higher proportion being male. The next most common role was as household business assistants, where there were more females than males. Older persons with the status of ‘employer’ were the least prevalent.

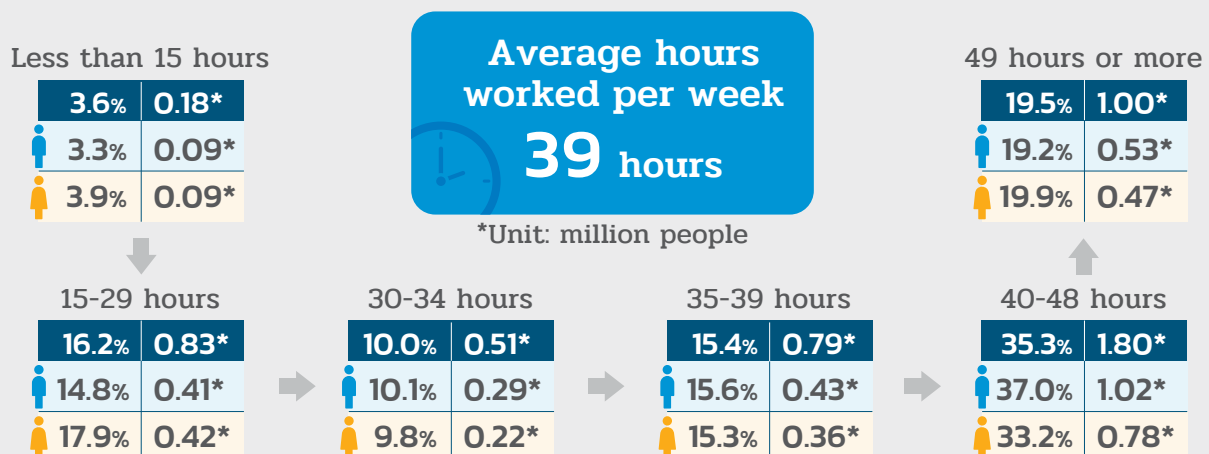


**Figure 16** Number and percentage of older workers, classified by employment status and gender

Source: NSO: Summary of key findings on the employment of older persons in Thailand in 2023

### (6) Hours of work per week

The number of hours worked per week here refers to the total actual working hours during the week of the survey. For those with regular jobs who did not work during the survey week, the recorded hours should be 0. Older persons had an average of 39 hours of work per week, with males working slightly more hours per week than females. There were 1.0 million older persons, or 19.5% of the total, who worked more than 49 hours per week.



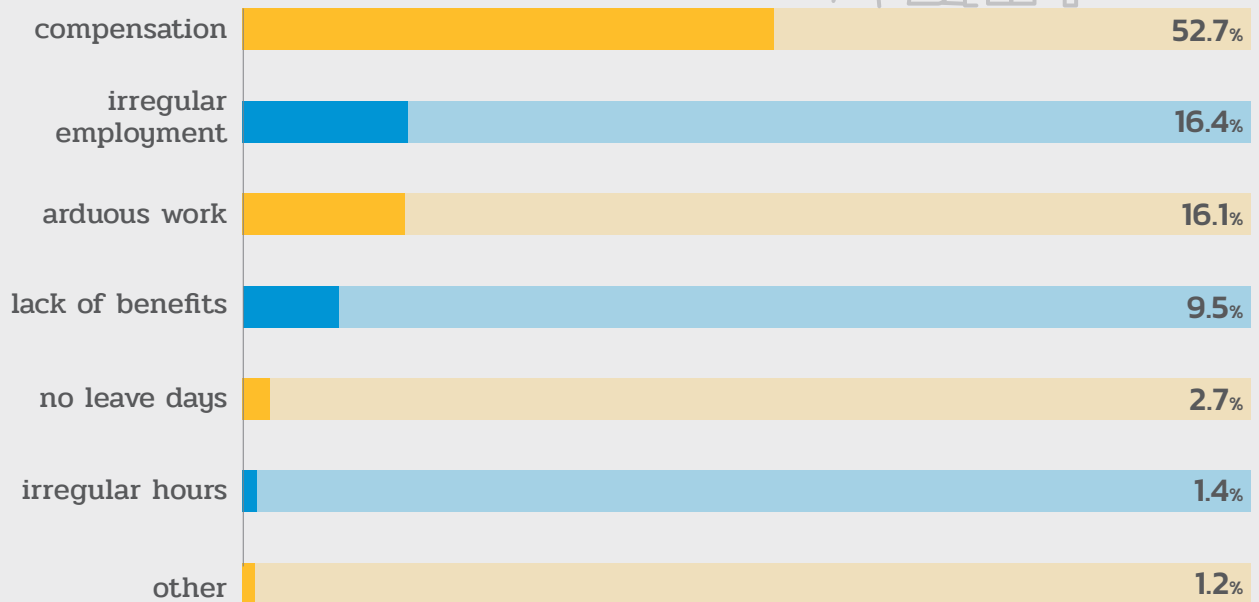
**Figure 17** Number and percentage of older persons working, classified by weekly working hours and gender

Source: NSO: Summary of key findings on the employment of older persons in Thailand in 2023

## (7) Problems with employment for older persons

Working older persons face issues with compensation, affecting 52.7%. The next most common issue is job instability, affecting 16.4%. Additionally, older persons often have to work without any days off.

### ■ Percentage of older workers, classified by issues related to their work



**Figure 18** Percentage of older persons working, classified by issues related to their work

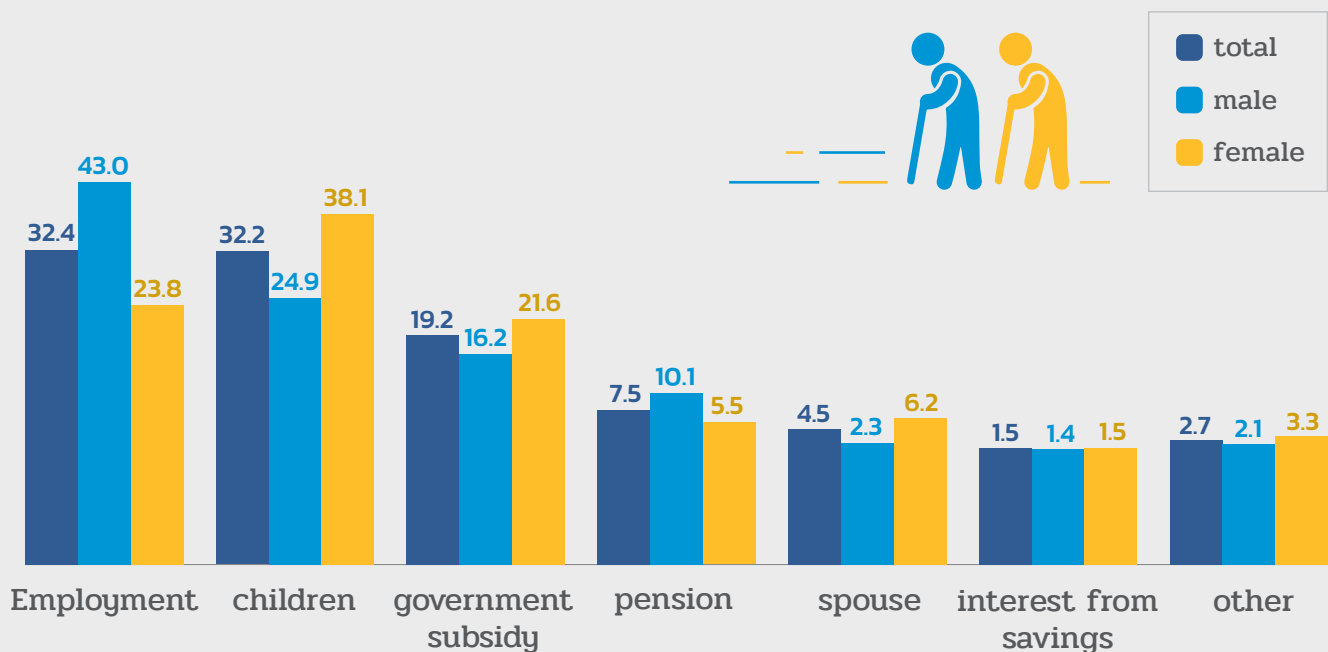
**Source:** NSO: Summary of key findings on the employment of older persons in Thailand in 2023

## 2.3 Income, Income Security, and Debt of Older Persons

### 2.3.1 Main Sources of Income for Older Persons by Gender

The main sources of income for older persons come from various sources: income from work at 32.4%, income from children at 32.2%, government pensions at 19.2%, retirement benefits at 7.5%, and income from spouses at 4.5%. It is found that male older persons primarily derive their income from work at 43.0%, whereas female older persons primarily receive their income from their children at 38.1%.

■ Percentage of older persons with income, classified by main source of income and gender in 2021

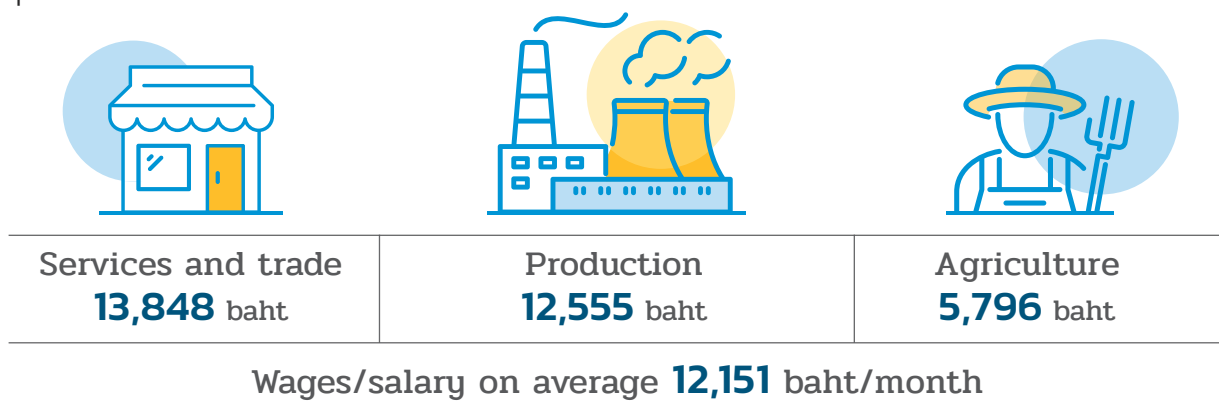


**Figure 19** Percentage of older persons with income, classified by main source of income and gender in 2021

**Source:** NSO: Survey of the Population of Thai Older Persons 2021

### 2.3.2 Average Wages or Salaries of Older Persons Working as Employees

Older persons receive an average monthly wage of approximately 12,151 baht. Those working in the service and trade sectors earn an average of about 13,848 baht per month. In the manufacturing and agriculture sectors, the average monthly wages are approximately 12,555 baht and 5,796 baht, respectively. Older persons working in agriculture earn the lowest wages compared to other industrial sectors.



**Figure 20** Average wages and salaries of older persons working as employees, classified by industry type

**Source:** NSO: Summary of data on employment of Thai older persons 2023

#### Average wages and salaries of older persons working as employees, classified by industry type and sector

Industrial Labor	Total average	Bangkok	Central	North	Northeast	South
Total average	12,151	16,940	11,769	10,741	10,762	9,176
Agriculture	5,796	N.A.	6,826	5,872	6,475	4,928
Production	12,555	25,937	10,814	9,824	7,831	10,588
Services and trade	13,848	14,552	13,695	12,573	13,266	14,905

Remark: "N.A." No data/not found in the survey

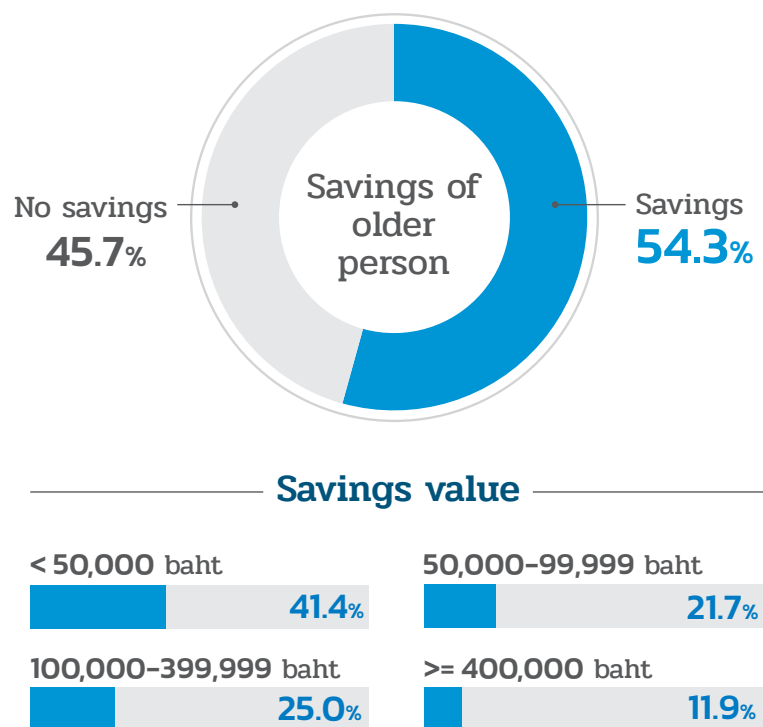
**Figure 21** Average wages and salaries of older persons working as employees, classified by industry type and sector

**Source:** NSO: Summary of data on employment of Thai older persons 2023

Older persons who are employed in Bangkok receive the highest average wages or salaries, at 16,940 baht per month. The workers in the Central region and the Northeast receive average wages of approximately 11,769 baht and 10,762 baht per month, respectively. The older Thai workers in the South receive the lowest average wages, at 9,176 baht per month.

### 2.3.3 Savings

Savings refer to the accumulation of money, gold, bonds, digital currencies, stocks, savings in savings groups, or life insurance (excluding homes, land, and vehicles). According to the survey, half of older persons (54.3%) have savings. Among them, 41.4% have savings valued at less than 50,000 baht, 21.7% have savings valued between 50,000 and 99,999 baht, 25.0% have savings valued between 100,000 and 399,999 baht, and 11.9% have savings valued at 400,000 baht or more.



**Figure 22** Percent of older persons by savings and the value of savings in 2021

**Source:** NSO: Survey of the Population of Thai Older Persons 2021

### 2.3.4 Government Transfers

Thai older persons receiving state transfers include those who receive pensions, gratuities, civil service pensions, and benefits under the Social Security Act for old age (Articles 33, 39, and 40).

Older persons who receive lifetime gratuities or pensions from the Comptroller General's Department number 1,845,161. Those receiving pensions from Local Administrative Organization pension funds total 36,000. Those receiving pensions from the Bangkok Metropolitan Administration pension fund number 21,739. Additionally, there are 1,016,231 people receiving funds from membership in the Government Pension Fund.

Older persons receiving gratuities or pensions from social security benefits include:

- 796,966 persons aged 55 years or older who receive old-age gratuities or pensions under Article 33 (those who have worked with employers under mandatory criteria).
- 188,083 persons who receive old-age gratuities or pensions under Article 39 (those who have previously worked with employers and voluntarily continued their Social Security contributions after leaving employment).
- 39,351 persons age 60 years or older who receive gratuities under Article 40 (those working in the non-formal sector).



## Older persons with a government pension



## Pensioners by type of benefit

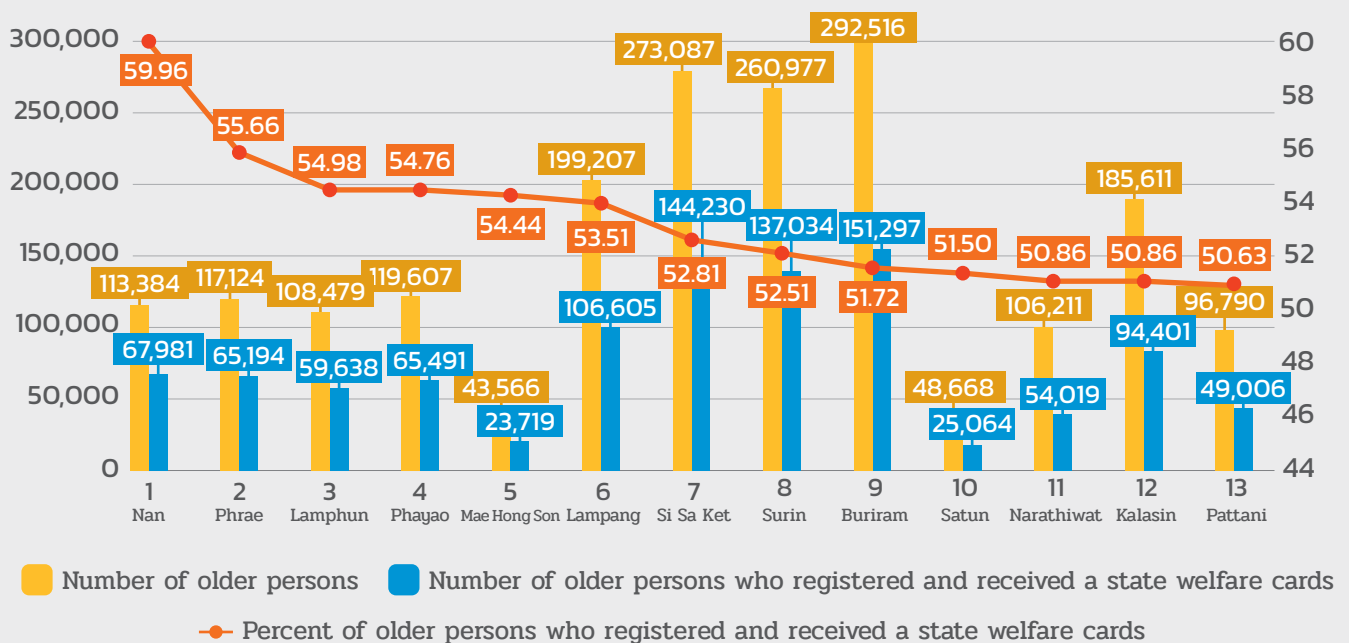
- 1 Persons age 60+ years with lifelong pension from the Comptroller-General's Dept **1,845,161** persons
  - 2 Persons age 60+ years with a pension from a local administrative organization **36,000** persons
  - 3 Persons age 60+ years with a pension from the Bangkok Metropolitan Administration **21,739** persons
  - 4 Member of the government civil servants savings fund age 60+ years **1,016,231** persons (1,238,729 persons still a member but not yet receiving payments)
- 1 Insured persons age 55+ years receiving a pension under Article 33 (compulsory employed) **796,966** persons (**32,230.8900** million baht)
  - 2 Insured persons age 55+ years receiving a pension under Article 39 (voluntarily employed) **188,083** persons (**5,397.2000** million baht)
  - 3 Insured persons age 60+ years receiving a pension under Article 40 (non-formal contractor) **39,351** persons (**185.9400** million baht)

**Figure 23** Number of older persons receiving retirement benefits, gratuities, and pensions from government service and social security

**Remarks:** 1. The number of older persons receiving pensions, gratuities, and civil service pensions includes: The Comptroller General's Department, Local Personnel Pension Fund Office, Finance Department of the Bangkok Metropolitan Administration, Government Pension Fund;  
2. The number of recipients of pensions, gratuities, and benefits from the Social Security Office in 2023

### 2.3.5 Older Persons Registered and Receiving State Welfare Cards

The number of selected beneficiaries from the 2022 State Welfare Registration Program totaled 15,041,869 people. In November 2023, 13,885,613 people used the program, of whom 5,157,649 were older persons, or 39.0% of the total older population.



**Figure 24** Older persons registered for and receiving state welfare benefits **Source:** Ministry of Finance 2023

Older persons who received benefits from the 2022 State Welfare Registration Program and continued to use these benefits in 2023 total 5,157,649. When examining by province, it is found that in 13 provinces, more than half of older persons receive benefits from the program. These provinces are Nan, Phrae, Lamphun, Phayao, Mae Hong Son, Lampang, Si Sa Ket, Surin, Buriram, Satun, Narathiwat, Kalasin, and Pattani.

Provincial details about older persons who are registered and have received state welfare cards can be viewed by scanning the following QR Code.

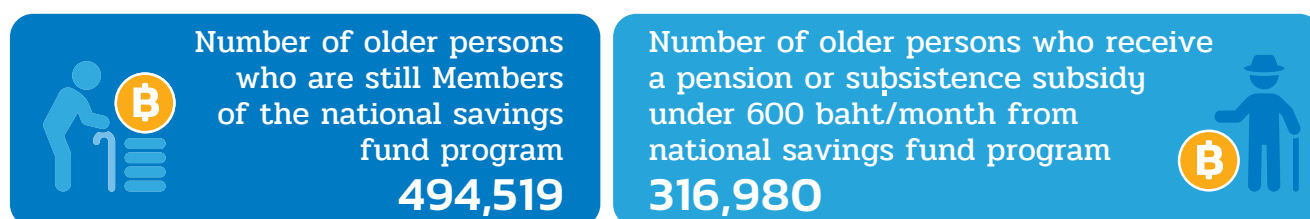


Older persons who are registered and have received state welfare cards

## 2.3.6 Income Security

### (1) Membership of older persons in the National Savings Fund (NSF)

In 2023, there were 494,519 older persons who were members of the NSF. Among them, 316,980 receive a minimum monthly livelihood allowance of 600 baht from the NSF. This includes 51 individuals who receive a monthly pension (depending on the amount for each person) and 316,929 individuals who receive the minimum livelihood allowance of 600 baht per month.



**Figure 25** Older persons who are members of the National Savings Fund and receive pensions or living allowances

Source: National Savings Fund (NSF)

### (2) Private life insurance

Information on pension-type life insurance reflects the preparedness of the working-age population for becoming older persons. In 2023, there were 46,225 policies for pension-type life insurance with private companies, with an insured amount of 18,861 million baht, and directly received premiums totaling 17,686 million baht.

### Life insurance policies for pensions: 2023



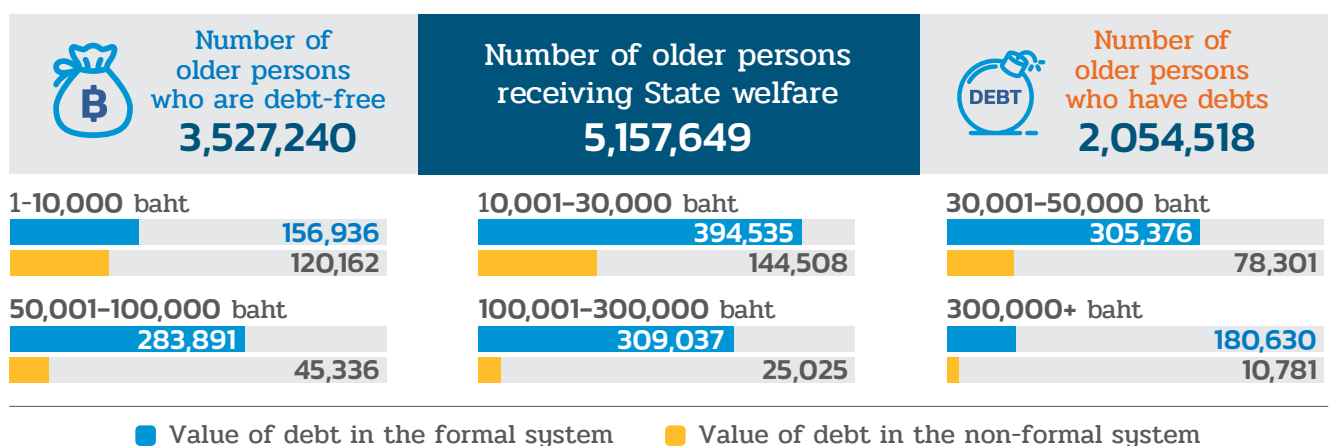
**Figure 26** Life insurance policies for pensions with private companies

Source: Office of the Insurance Commission 2023

## 2.3.7 Debts and Loans from Various Funds

### (1) Debt in the formal and non-formal systems

According to the State Welfare Registration Program, there are 5,157,649 older persons registered, representing 39% of the older population nationwide. Of these, 2,054,518 older persons have debts, with 1,630,405 having debts within the formal system and 424,113 having debts outside the formal system. Debts within the formal system arise from borrowing from banks, cooperatives, student loan funds, and agricultural rehabilitation and development funds, which are financial institutions supporting professional activities. In contrast, debts outside the formal system result from borrowing from individuals, including online quick loans.



**Figure 27** Debt of older persons receiving benefits from the state welfare registration program

**Source:** State Welfare Registration Program, Comptroller General's Department, Ministry of Finance 2023

### (2) Loans to older persons from government-backed instruments

The Thai government provides financial welfare opportunities for older persons to borrow up to 30,000 baht from the Senior Citizens' Fund for business purposes, with repayment within 3 years and no interest. In 2023, 6,267 older persons borrowed money for business activities. Additionally, older persons with disabilities can borrow up to 60,000 baht from the Empowerment for Person with Disabilities Fund to start or expand a business, with repayment within 5 years. In 2023, 37,064 disabled older persons had borrowed money for this purpose.

Type of Loan	Total Recipients	Remarks
Senior Citizens' Loan Fund	6,267	1,767 older persons were unable to repay their debts as scheduled.
Fund for the Promotion and Development of Quality of Life for Disabled Persons	37,064	5,132 older persons were unable to repay their debts as scheduled.

In 2023, data indicate that 1,767 older persons who borrowed before 2023 have not repaid their debts to the Senior Citizens' Fund, and 5,132 disabled older persons have not repaid their debts to the Empowerment for Person with Disabilities Fund.

**Table 4** Older Persons Debt from Government-backed Loans

**Remarks:** 1. Older persons who have been approved for business loans from the Department of Older Persons and the Older Persons Fund.  
2. Older persons who have been approved for loans from Department of Empowerment of Persons with Disabilities.

## 2.4 Health Status of Thai Older Persons

Health status in this context includes data on older persons' utilization of outpatient and inpatient services, disease categories for elderly patients, national health insurance coverage for hospital care and mortality, chronic and emergency illness data, mortality data, health screening information, disability data, dental service utilization, and accident and fall risk information. This information is used to consider and develop policies and plans to ensure comprehensive well-being for older persons.

### 2.4.1 Top 10 Outpatient Services for Older Persons

In FY 2023, there were over 170.39 million outpatient visits. Of these, older persons utilized outpatient services 68.96 million times, representing 40.48% of the total. The average number of visits per person per year was 6.60.

The top three most frequently treated conditions among older persons in outpatient settings were: Essential (primary) hypertension with 13,210,238 visits. Non-insulin-dependent diabetes mellitus with 6,875,463 visits. Disorders of lipoprotein metabolism and other lipidaemia's with 6,202,168 visits.

#### ■ Number of Outpatient services for Older Person under the UCS Scheme by Top 10 Diseases

Principal Diagnosis	All outpatients (visits)	Older persons (visits)	% older persons of total visits
1. Essential (primary) hypertension	19,898,178	13,210,238	66.39
2. Non-insulin-dependent diabetes mellitus	11,309,503	6,875,463	60.79
3. Disorders of lipoprotein metabolism and other lipidaemia's	9,811,445	6,202,168	63.21
4. Chronic renal failure	5,114,833	3,353,518	65.56
5. Other soft tissue disorders, not elsewhere classified	3,170,446	1,380,254	43.54
6. Other disorders of muscle	2,700,975	1,178,213	43.62
7. Dyspepsia	2,728,596	1,175,900	43.10
8. Dizziness and giddiness	1,820,920	988,213	54.27
9. Acute nasopharyngitis (common cold)	6,944,943	896,078	12.90
10. Gonarthrosis (arthrosis of knee)	1,067,266	773,200	72.45

**Table 5** Number of Outpatient services for Older Person under the UCS Scheme by Top 10 Diseases

**Source:** Report of the National Health Insurance System for FY 2023, NHSO

## 2.4.2 Top 10 Inpatient Services for Older Persons

For FY 2023, there were a total of about 6.09 million inpatient visits to the national health insurance providers. Older persons had 2.44 million inpatient visits, accounting for 39.98% of the total. The rate of service usage was 0.233 visits per person per year.

The top three diseases or groups of conditions for which older persons frequently received inpatient services were: Senile cataract with 152,299 visits. Other chronic obstructive pulmonary disease with 106,907 visits. Pneumonia, organism unspecified with 95,444 visits

### Number of Inpatient services for Older Person under the UCS Scheme by Top 10 Diseases

Principal Diagnosis	All inpatients (visits)	Older persons (visits)	% older persons of total visits
1. Senile cataract	178,319	152,299	85.41
2. Other chronic obstructive pulmonary disease	125,322	106,907	85.31
3. Pneumonia, organism unspecified	198,616	95,444	48.05
4. Heart failure	121,584	85,151	70.03
5. Chronic renal failure	125,689	83,090	66.11
6. Cerebral infarction	115,038	78,183	67.96
7. Diarrhoea and gastroenteritis of presumed infectious origin	244,030	76,457	31.33
8. Non-insulin-dependent diabetes mellitus	112,472	69,082	61.42
9. Other disorders of urinary system	99,650	66,294	66.53
10. Acute myocardial infarction	61,013	43,027	70.52

**Table 6** Number of Inpatient services for Older Person under the UCS Scheme by Top 10 Diseases

**Source:** Report of the National Health Insurance System for FY 2023, NHSO

### 2.4.3 Chronic Illnesses and Hospitalization

In 2023, 56.3% of older persons suffered from chronic illnesses, which is more than half of all patients across all age groups combined. Additionally, 4.9% of older persons required hospitalization, representing the highest proportion among patients of all age groups.

#### Percentage of chronic disease and hospitalized patients by age group

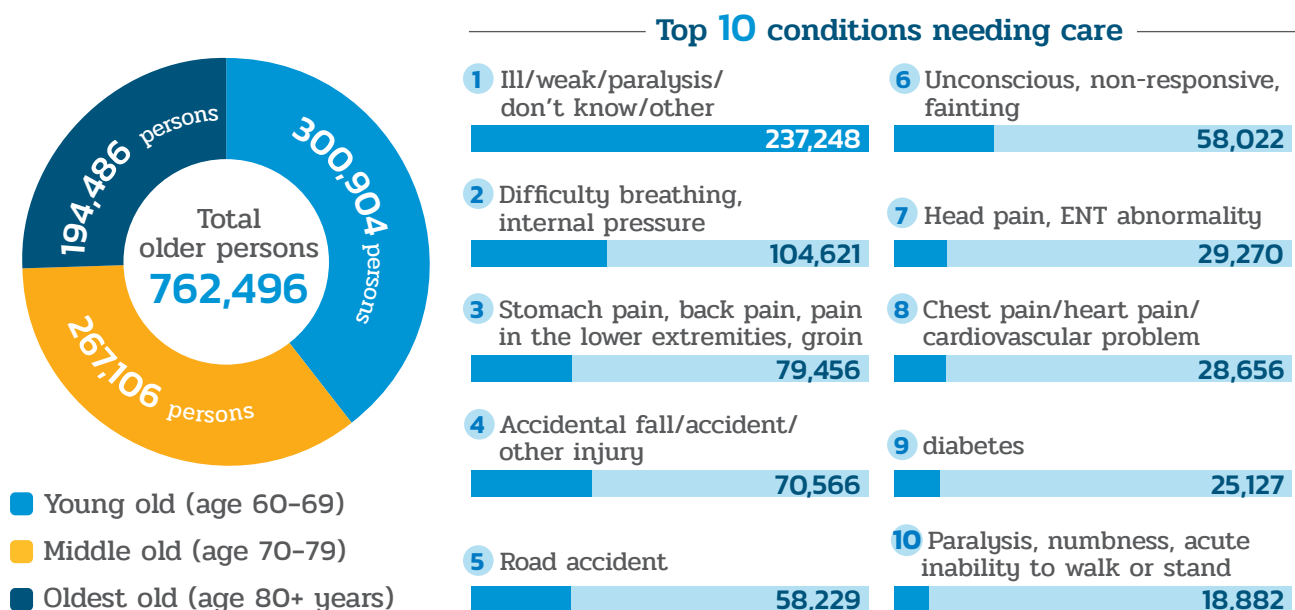
Age group (years)	% of all chronic disease/ condition patients	% of hospital inpatient admissions
0-14	2.3	2.1
15-24	2.8	2.7
25-59	13.5	3.1
60 or older	56.3	4.9

**Table 7** Percentage of chronic disease and hospitalized patients classified by age group

Source: NSO Survey of Health and Welfare, 2023

### 2.4.4 Acute Illnesses Managed by Emergency Medical Services

In 2023, 762,496 older persons experienced acute illness/distress, and received treatment through the emergency medical system. Among them, 300,904 were in the ‘young old’ age group (60-69 years), which is higher than other age groups. The top three categories of symptoms observed were: 1) Fatigue, chronic paralysis, and unspecified cause. 2) Difficulty or obstruction in breathing. 3) Abdominal, back, pelvic, and groin pain



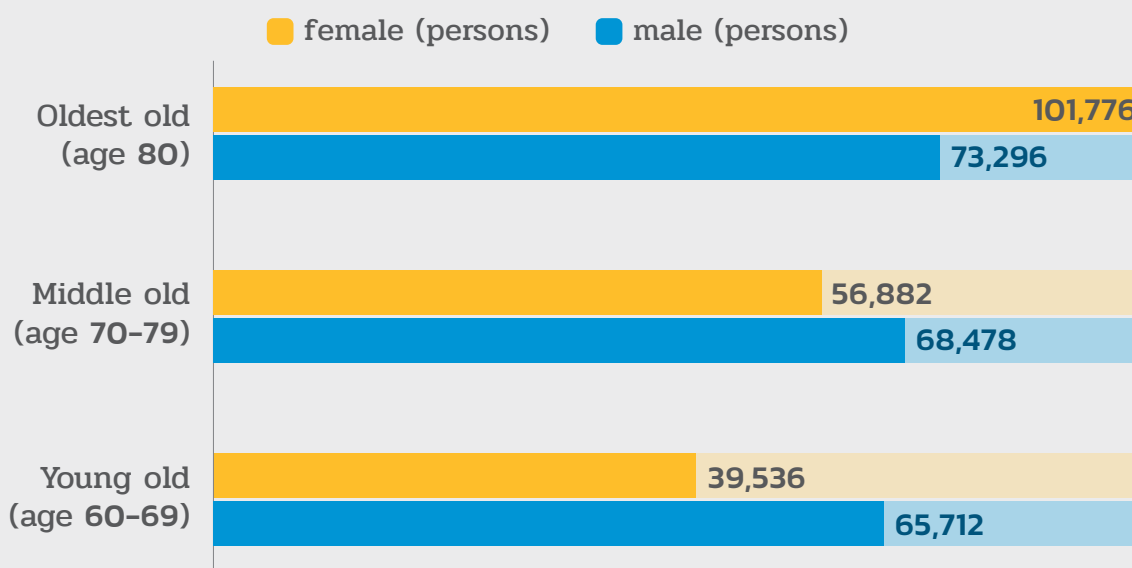
**Figure 28** Number of older persons experiencing emergency illnesses who used the emergency medical system, and the top 10 most common reasons

Source: National Institute for Emergency Medicine, 2023

## 2.4.5 Mortality Rates of Older Persons

In 2023, a total of 405,680 Thai older persons passed away, with the highest number in the ‘oldest old’ age group and a greater proportion of females compared to males. Meanwhile, the ‘young old’ age group and ‘middle old’ age group had fewer deaths, with a higher proportion of males compared to females.

### ■ Mortality of Older Thais in 2023: 405,680 Deaths by Age Group



**Figure 29** Deaths of older persons by age group

**Source:** Department of Provincial Administration Ministry of Interior, December 2023

## 2.4.6 Physical Health Screening in 9 Areas

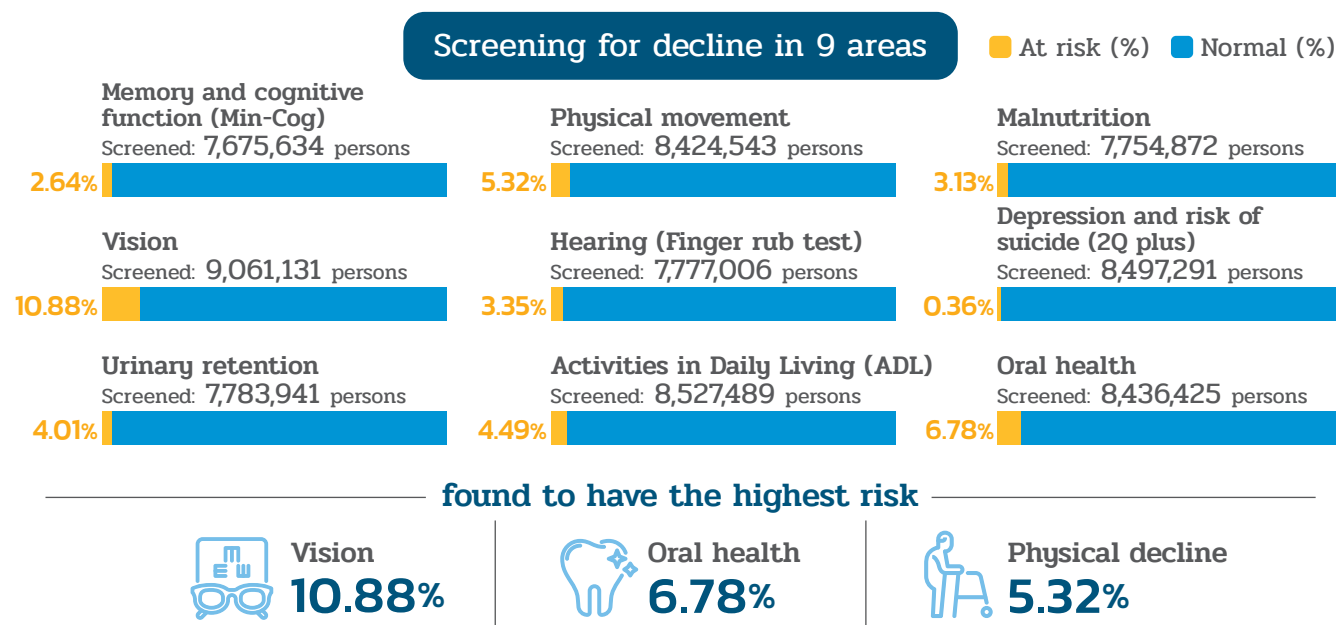
In 2023, the MOPH set a target to screen 10 million older persons nationwide. The actual number screened was 7,664,842, or 76.6%. Surin Province was the only one that achieved 100% of its screening target, while Phuket Province had the lowest screening rate at 29.2%.

Regarding the screening of physical decline in 9 areas, the top 3 risks identified were:

- Vision decline at 10.88%,
- Oral health decline at 6.78%, and
- Physical mobility decline at 5.32%.

Depression and risk of suicide were identified as the areas with the lowest risk of decline, at 0.36%.





**Figure 30** Screening for physical decline in 9 areas; the top 3 areas with highest risk

**Source:** Bureau of Elderly Health, MOPH, 2023 Annual Report

## 2.4.7 Screening for Older Persons with Dependency

The screening used the Barthel Activities of Daily Living (ADL) index to categorize older persons based on their daily living activities, determining whether they need assistance or can care for themselves. In 2023, 7,403,822 older persons were screened for ADL, representing 75.24% of all older persons. Among those screened:

- 7,173,935 (or 96.90%) were classified as socially engaged
- 186,008 (or 2.51%) were categorized as home-bound
- 43,879 (or 0.59%) were classified as bedridden

### Screening of older persons based on their ability to perform (ADL): 2021–2023

Year	Number of older persons	Older Persons Who Were Screened							
		Socially Engaged		Home-bound		Bed-ridden		Total	
		persons	%	persons	%	persons	%	persons	%
2021	9,150,258	7,440,106	96.75	204,599	2.66	45,150	0.59	7,689,855	84.04
2022	9,492,216	7,209,099	96.82	195,220	2.62	41,367	0.56	7,445,686	78.44
2023	9,839,805	7,173,935	96.90	186,008	2.51	43,879	0.59	7,403,822	75.24

\*Note: The above data is collected from NHSO health zones (#1 – 12) and excludes Bangkok.

**Table 8** Screening of older persons based on their ability to perform (ADL): 2021–2023

**Source:** Screening of older persons classified by ability to perform daily activities. Standard reporting group, Health and Medical Information System, MOPH



## 2.4.8 Screening for Older Persons for cognitive impairment

### (1) Screening for cognitive and memory function

Thailand conducts screening of older persons for cognitive impairment, including preliminary screening for dementia risk in older persons. In 2023, a total of 7,734,617 older persons were screened, with 213,022 individuals, or 2.75%, found to have cognitive or memory abnormalities.

#### ■ Screening of cognitive function of older persons: 2021–2023

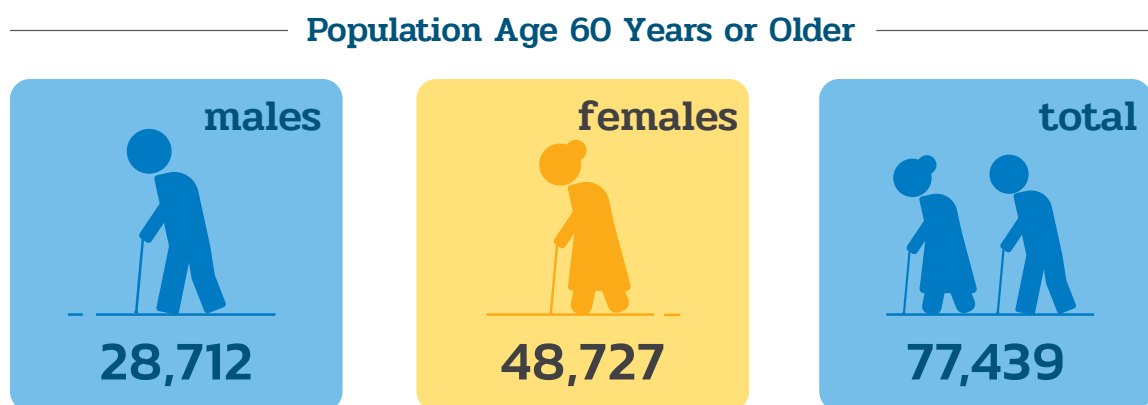
Year	Number screened	Number with cognitive impairment	Percent with cognitive impairment
2021	84,452	2,138	2.531
2022	6,236,506	82,655	1.325
2023	<b>7,734,617</b>	<b>213,022</b>	<b>2.754</b>

**Table 9** Screening of cognitive function of older persons: 2021–2023

**Source:** Institute of Geriatric Medicine, Dept. of Medical Services, MOPH, 2023

### (2) Older persons receiving treatment for dementia

In 2023, the number of older persons receiving treatment for dementia was 77,439, consisting of 28,712 males and 48,727 females.



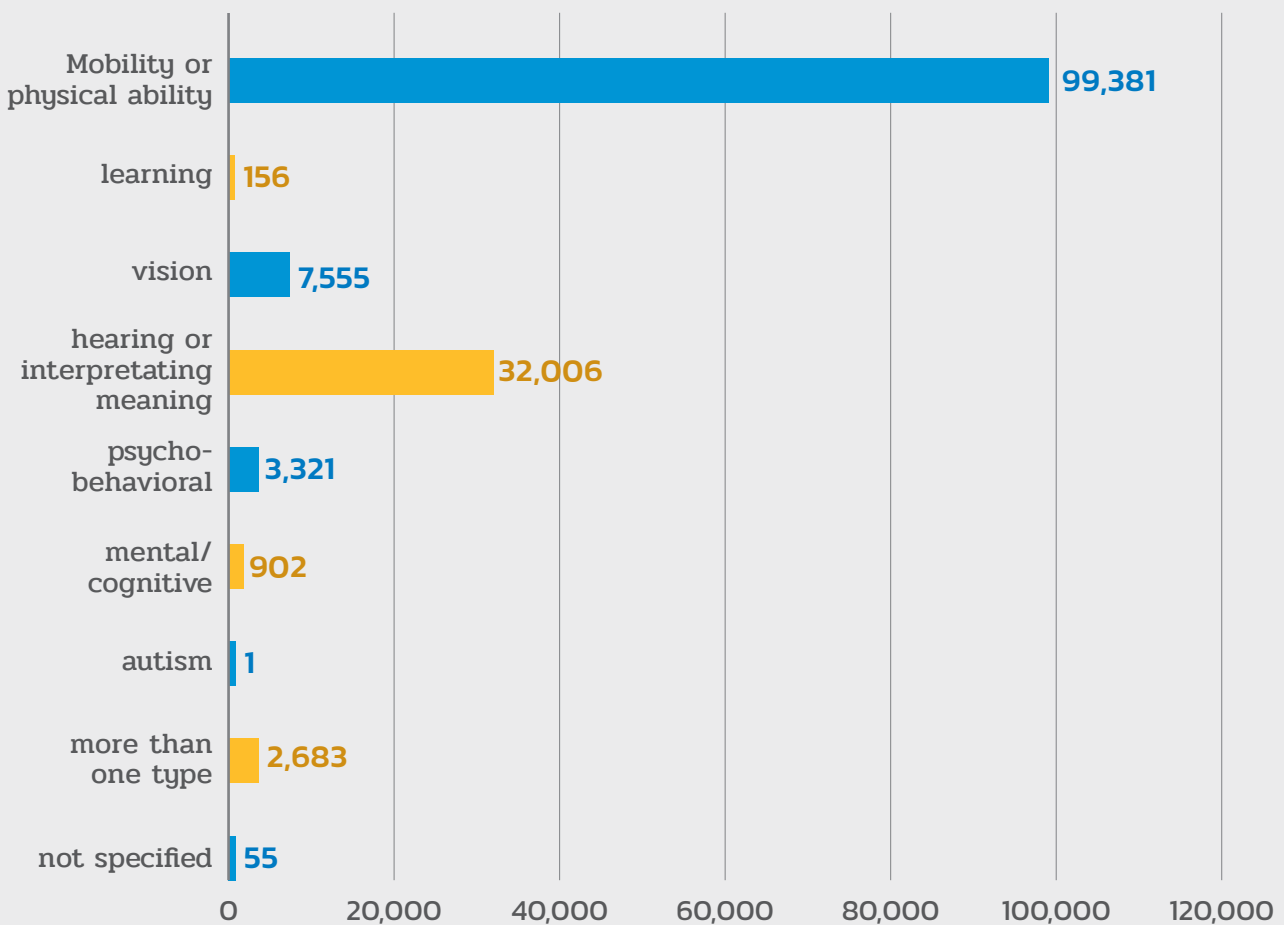
**Figure 31** Number of older persons receiving treatment for dementia

**Source:** Institute of Geriatric Medicine, Dept. of Medical Services, MOPH, 2023

## 2.4.9 Disability Among Older Persons

In 2023, a total of 146,060 older persons received disability identification cards. The majority had mobility or physical disabilities, numbering 99,381. This was followed by 32,006 with hearing or communication disabilities, and 2,683 with multiple types of disabilities.

**■ Number of Older Persons with Disability Cards by Type of Disability**  
(N = 146,060)



**Figure 32** Number of older persons with disability cards classified by type of disability

**Source:** Department of Empowerment of Persons with Disabilities, 2023

Remarks: Data based on the March 31, 2023 quarterly report of the Department of Empowerment and Development for Persons with Disabilities for the period from 1994-2023 for a cumulative total of 1,244,907 persons with disability welfare cards

## 2.4.10 Health and Dental Promotion Services

In 2023, over two in five older persons (41.3%) went for health promotion services, and that was the highest proportion among age groups. However, only 6.5% went for preventive and maintenance dental care.

### Percentage of utilization of health promotion and dental services classified by age group

Age Group (years)	Proportion going for health promotion service	Proportion going for dental services
0-14	32.6	11.8
15-24	26.8	11.4
25-59	31.8	10.8
60 or over	41.3	6.5

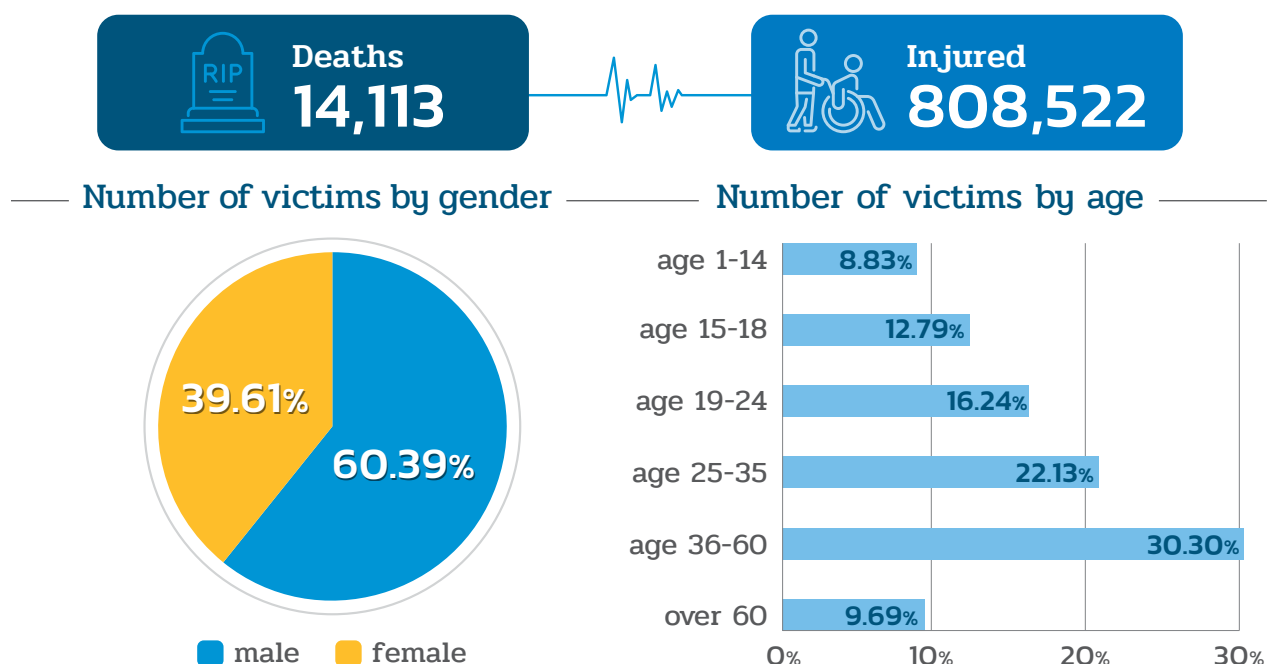
**Table 10** Percentage of utilization of health promotion and dental services classified by age group

Source: NSO: Survey of Health and Welfare, 2023

## 2.4.11 Risks from Accidents and Falls

### (1) Risk from road accidents

In the five-year period from 2017-2021, about one in ten (9.69%) Thai older persons were road accident victims (among all road accident victims).



**Figure 33** Number of road accident victims and deaths from 2017-2021

Source: Accident Data Center of Thailand, 2023

## (2) Risk of accidental falls

In 2023, 8,476,575 Thai older persons were screened for mobility issues, and 466,622 people, or 5.50%, were found to be at risk of falling accidentally.

### ■ Screening and monitoring of older persons at risk of accidental falls

Year	Number of older persons screened	Number with risk for an accidental fall	Percent with risk for an accidental fall
2021	84,700	5,231	6.175
2022	7,018,720	293,819	4.186
2023	8,476,575	466,622	5.504

**Table 11** Screening and monitoring of older persons at risk of accidental falls

**Source:** Institute of Geriatric Medicine, Dept. of Medical Services, MOPH 2023

Data from the Bangkok Emergency Medical Services Center (Erawan Center) in 2023 revealed that 3,499 older persons experienced falls. Among them, those age 70-79 and 80-89 were the groups with the most severe, urgent, and critical conditions, with 1,144 and 1,128 cases, respectively.

### ■ Summary of statistics on older persons with fall-related injuries

Age Group (years)	Level of Severity				Total
	Critical (red)	Urgent (yellow)	Severe but not urgent (green)	Injured but not urgent (white)	
60 - 69	200	574	153	2	929
70 - 79	211	729	201	3	1,144
80 - 89	194	720	213	1	1,128
90 - 99	41	185	62	0	288
100 or older	3	6	1	0	10
Total	649	2,214	630	6	3,499

**Table 12** Summary of statistics on older persons with fall-related injuries

**Source:** Bangkok Emergency Medical Services Center (Erawan Center)

### (3) Knowledge, understanding, fall risk assessment, and receiving guidance

A study on the knowledge, understanding of risk factors, and fall risk information among 2,691 older persons (across 62 of Thailand's 77 provinces) who received services at health service network facilities revealed the following key information:



1. Most older persons are knowledgeable about the risk factors and prevention of falls in older persons (80-95%), but it was found that they still have inadequate understanding and practices, such as sitting on a bath chair, using old clothes as foot towels, medication use, and wearing slip-resistant shoes with proper treads.



2. Risk factors for falls among older persons include: a history of risky medication use (sometimes causing nausea, dizziness, etc.), homes with stairs that require stepping up or down, needing assistance while walking, difficulty stepping up onto sidewalks or stairs or getting into a car, needing to hold onto furniture while walking at home, and visual impairments.



3. About one out of eight (12.60%) older persons have previously experienced falls, and based on screening according to the MOPH's screening and health assessment manual for older persons, 55.06% of older persons are at high risk of falling.



4. A total of 63.00% of older persons have received fall prevention advice. The most common information and advice received concerned risk factors for falls (58.56%), followed by advice on home environments for older persons to prevent falls (49.42%).

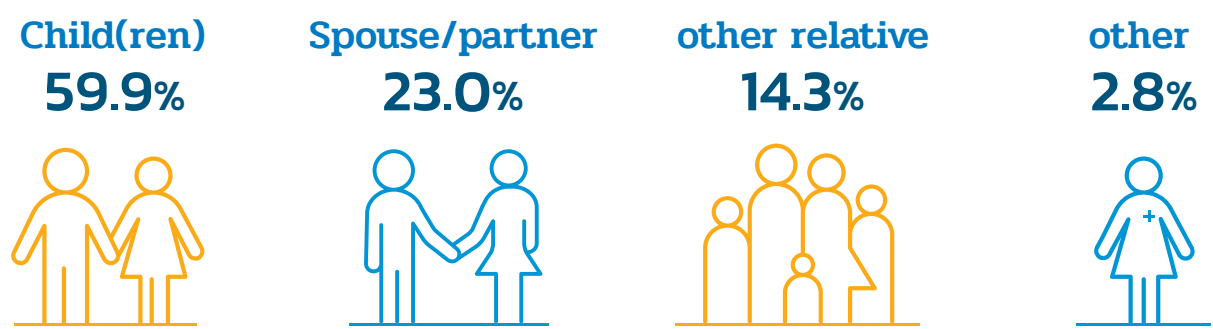
## 2.5 Caregivers of Older Persons

As the Thai population of older persons increases, the challenges in health, especially the risk of accidents, lead to a greater demand for caregivers for older persons. Caregivers for older persons may include relatives or family members, as well as non-family members.

### 2.5.1 Family Members as Caregivers

From the latest survey, caregivers for older persons are family members. 59.9% being child(ren), 23.0% being spouse, 14.3% being another relative(s), and 2.8% being non-family member(s).

■ Percentage of older persons with caregivers, classified by relationship in 2021



**Figure 34** Percentage of older persons with caregivers, classified by relationship  
**Source:** NSO: Survey of the Population of Thai Older Persons 2021

### 2.5.2 Volunteer Caregivers

The Village Health Volunteers (VHV) number a total of 1,039,729 people. In 2023, 111,525 VHV were trained as home doctors, surpassing the set target with 108,885 participants.

The Social Development and Human Security Volunteers, specializing in older persons, total 57,017 individuals and care for 126,345 older persons.

The Local Caregiver volunteers number 13,112 and work in 6,877 Local Administrative Organizations, caring for 53,852 dependent older persons.

## Number of volunteers caring for older persons

VHV	SDHSV	CCV
<ul style="list-style-type: none"> <li>Total number: 1,039,729 people</li> <li>Results of the VHV home doctor training in 2023: (Target VHVs: 108,885 people; Trained and passed: 111,525 people, or 102.4%)</li> </ul>	<ul style="list-style-type: none"> <li>Total number: 57,017 people, an increase of 8,423 people in 2023;</li> <li>Older persons receiving care: 126,345 people in 2023</li> </ul>	<ul style="list-style-type: none"> <li>Number of local administrative organizations with local caregivers: 6,877;</li> <li>Total number of local caregivers: 13,112 people;</li> <li>Number of dependent older persons: 53,852 people</li> </ul>

**Table 13** Number of volunteers caring for older persons

**Sources:** 1. Division of Community Health Support, Department of Health Service Support, 2023;  
 2. Division of Older Persons Welfare Promotion and Rights Protection, Work Cluster for Social Care and Monitoring Systems for Older Persons, 2023;  
 3. Department of Local Administration, 2023

## 2.5.3 Care Managers, Caregivers, and Community Caregivers

The care system for dependent persons under the National Health Security System aims to ensure that dependent individuals receive health services according to their benefits package, connecting with social services and involving all sectors. One of the activities includes providing caregivers in the community. In 2023, 4,066 older person care managers, 6,290 older person caregivers, and 262 local caregivers were trained. The ratio of older person care managers to caregivers is 1 : 1.55.

## Training for care managers, caregivers, and community caregivers

Care Managers			Caregivers			Local Care Volunteers			Ratio of care managers to givers
Trained	Working	Not working	Trained	Working	Not working	Trained	Working	Not working	
4,066	4,066	7	6,290	6,007	300	262	262	0	1: 1.55

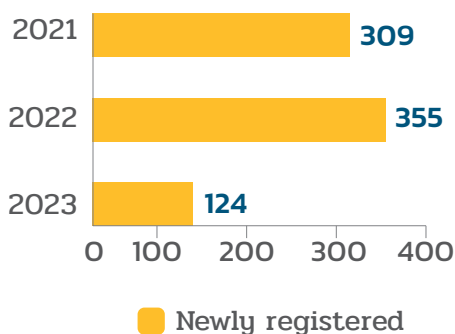
**Table 14** Training for care managers, caregivers, and community caregivers

**Source:** Long-term care personnel information system and individual care plans (Long Term Care: 3C) MOPH FY 2023

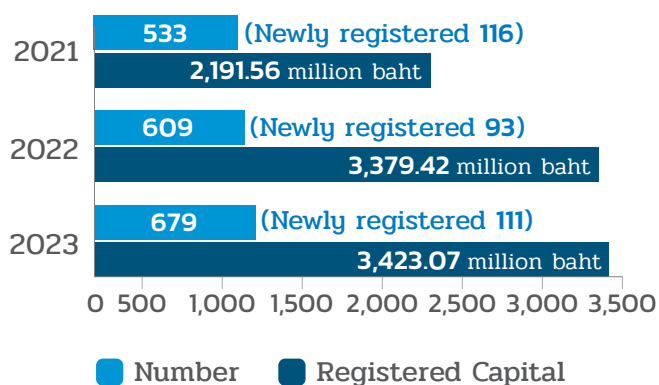
## 2.5.4 Number of Care Facilities and Eldercare Businesses



Data on **788** nursing homes in Thailand which have registered with the MOPH



Data on juristic persons in the business of eldercare which have registered with the Ministry of Commerce



**Figure 35** Number of care facilities and eldercare businesses  
**Source:** Department of Health Service Support (Division of Health Providers; Work Cluster on Control of Standards of Health Service Facilities) 2023

**Source:** Department of Business Development, Ministry of Commerce

Between 2021 and 2023, there were a total of 788 nursing homes in Thailand. In 2023, 111 new eldercare businesses were registered, with a registered capital value of approximately 3.4 billion baht. The services include non-residential care such as counseling, daytime care, and vocational training, as well as residential care with staff, like homes for older persons requiring minor nursing services and homes without nursing services, and accommodations with assistance for daily activities.

The number of nursing homes and eldercare businesses has increased each year, proportional to the growing older person population in Thailand. Therefore, it is crucial to regulate standards of operation according to legal and medical principles, including services, caregiver training, emergency referral systems, and physical environment standards.



## 2.6 Online Fraud Against Older Persons

In 2023, older persons were victims in a total of 12,189 technology-related crime cases. The majority of victims were older women rather than men. The most damaging type of crime was investment fraud through computer (online) systems, with losses amounting to 3 billion baht. The next most damaging crime involved deceiving victims into installing control software on their phones, resulting in losses of approximately 733 million baht. Another significant crime involved telephone threats that led to victims being tricked into transferring money, with losses around 729 million baht.

### ■ Number of technology-related crimes against older persons, categorized by type and gender

Type of Case	Number of cases	Sex of Victim		Estimated Value of Damages (baht)
		Male	Female	
1. Fraudulent sale of goods	2,663	1,380	1,283	56,215,100
2. Fraud involving installation of control software on phones	2,456	1,046	1,410	733,427,778
3. Impersonation to borrow money	1,596	652	944	63,581,111
4. Investment fraud through computer systems	1,529	662	867	3,000,000,000
5. Telephone threats leading to fraudulently obtaining money	1,239	559	680	729,368,428
6. Fraudulent requests to transfer money for prizes or other purposes	667	299	368	188,232,827
7. Fraudulent loan offers	522	257	265	41,948,324
8. Fraud involving money transfers for work-from-home schemes	478	178	300	156,931,032
9. Fraudulent sale of goods or services involving organized schemes	346	154	192	19,291,821
10. Fraud related to digital assets	203	106	97	354,536,492
11. Romance scams	199	61	138	220,662,137
12. Illegal actions against computer systems or data	169	81	88	41,213,384
13. Investment fraud under the Loan Fraud Act of 1984	72	25	47	35,584,916
14. Unauthorized encryption of another's computer to extort money	50	21	29	30,785,266
<b>Total</b>	<b>12,189</b>	<b>5,411</b>	<b>6,708</b>	<b>5,671,778,616</b>

**Table 15** Number of technology-related crimes against older persons, classified by type and gender

**Source:** Cyber Crime Investigation Bureau, Royal Thai Police 2023

## 2.7 Self-Development and Social Participation

Although a complete-aged society presents several challenges that need to be addressed, many older persons are still in good physical health and able to work and participate in activities that benefit both themselves and society. Therefore, entering a complete-aged society offers opportunities for older persons to develop themselves further, and utilize their potential for societal advancement.

### 2.7.1 Lifelong Learning in Elderly School

In 2023, there were 2,456 elderly school, with 175,492 older persons nationwide, representing 2.3% of the total older person population of 7,378,396, enrolled in lifelong learning programs for self-development.

### 2.7.2 Participation in Center for Quality of Life Development and Vocational Center for Older Persons

Center for Quality of Life Development and Occupational Promotion for the Elderly (QLOP) provide activities and services aimed at social, economic, and health development for older persons. This includes promoting employment, selling older persons' products, transferring traditional knowledge, supporting and encouraging older person caregivers, and serving as a local information center for older persons. In 2023, there were a total of 2,075 QLOP nationwide, with 210,915 older persons participating in self-development activities.

### 2.7.3 Membership in Older Person Clubs

Senior Citizens Clubs are groups of individuals aged 60 years or older in a community or area, aimed at serving as a central meeting point for members to participate in beneficial activities and help preserve local arts and cultural traditions. The clubs aim to encourage self-development and community involvement among members. In 2023, there were 3,977,448 older persons participating in various activities across 29,732 Senior Citizens Clubs nationwide (Senior Citizens Council of Thailand Under The Patronage of Her Royal Highness Princess Srinagarindra, 2023).

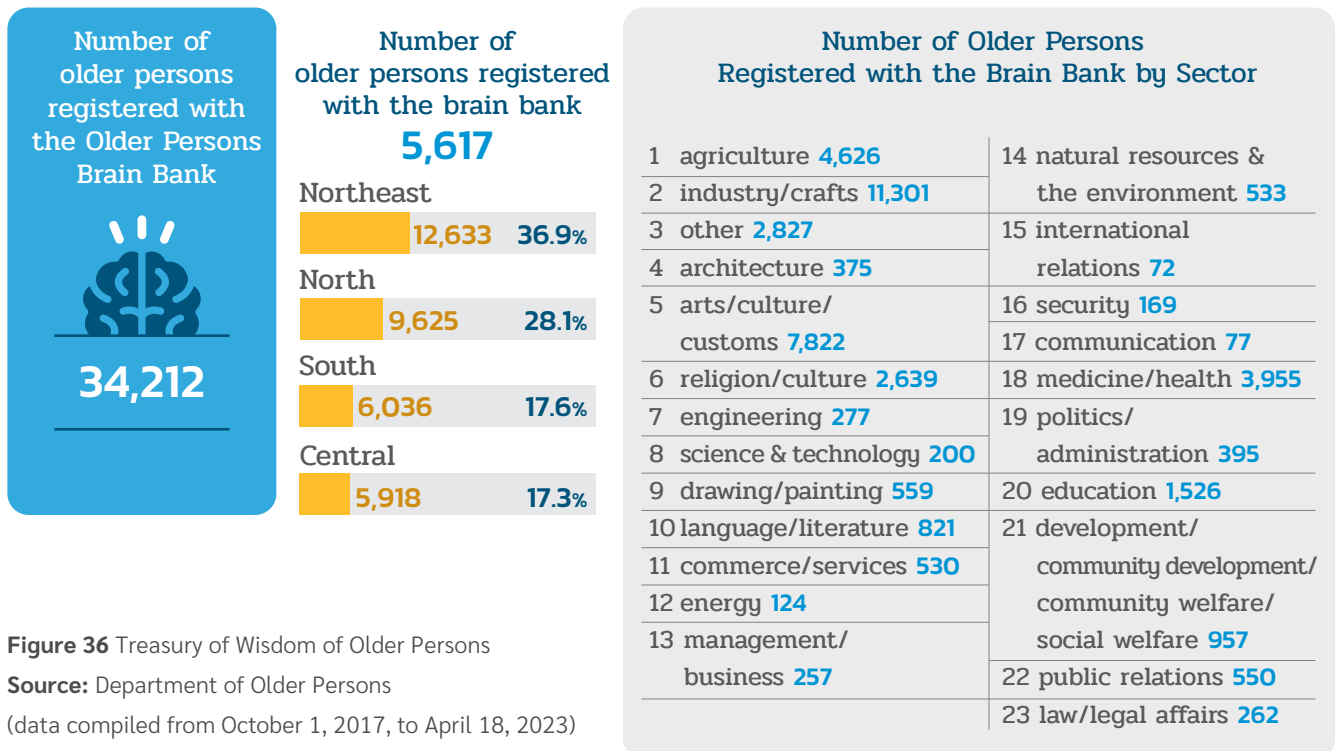
### 2.7.4 Helping Others in the Community

There are 40,469 older persons serving as Social Development and Human Security Volunteers for older persons (Department of Older Persons, 2023).

## 2.7.5 Using Wisdom for Society

### (1) ‘Treasury of Wisdom’ from older persons (Brain Bank)

There are 34,212 older persons registered in the Brain Bank for Older Persons, divided into 23 areas. The largest number of registered individuals is in the fields of industry, handicrafts, and weaving, with 11,301 people, while the smallest number is in the field of international affairs, with 72 people.



### (2) Brain Bank Volunteer Qualification

Between 2017 and 2023, 5,617 older persons registered for the Brain Bank Volunteer qualification. This includes both retirees (from government work) and individuals of all ages (from private sector, civil society, and community work). The registrants possess knowledge, expertise, and experience in various fields such as education, arts and culture, religion, agriculture, social issues, community, labor, and public relations, enabling them to collaborate with other networks in their areas. (Data collection from 2001 to January 31, 2024.)

### (3) Volunteering to Promote Learning

Older persons, including retired government officials, scholars, community members, and general older persons, have volunteered to provide supplementary teaching, academic knowledge, and vocational skills development in short-term courses, and to exchange experiences with students and the general public. In 2023, the Older Persons Volunteer Program of the Ministry of Education had 30,000 volunteers.

## 2.8 Challenges, Opportunities, and Preparedness for an Ageing Society

The increasing population of older persons, combined with the declining proportion of the working-age population, directly impacts the economic structure. It creates a demand for labor and increases welfare expenditures for older persons. However, this situation also presents at least two opportunities: The wisdom gained from accumulated life experience, and the economic potential of older persons as a large consumer group needing technology and support to maintain a high quality of life.

### 2.8.1 Challenges

Thailand's transition to an ageing society is ongoing and accelerating. In the next 16 years, the child population is expected to decrease to 12.79% of the total, the working-age population to 55.83%, while the older population will increase to 31.37%, more than double the child population.

#### (1) Projected population of children, working-age adults, and older persons: 2024-2040

Year	Total Population	Population by Age Group					
		0-14 years (children)		15-59 years (working age)		60 years or older (older persons)	
		Number	%	Number	%	Number	%
2024	67,014,526	10,742,715	16.03	42,258,957	63.06	14,012,854	20.91
2025	67,088,996	10,637,212	15.86	41,917,127	62.48	14,534,657	21.66
2026	67,143,295	10,496,011	15.63	41,582,935	61.93	15,064,349	22.44
2027	67,176,478	10,354,072	15.41	41,224,714	61.37	15,597,693	23.22
2028	67,187,640	10,210,624	15.20	40,851,797	60.80	16,125,220	24.00
2029	67,175,923	10,064,987	14.98	40,475,762	60.25	16,635,174	24.76
2030	67,140,539	9,916,612	14.77	40,105,230	59.73	17,118,697	25.50
2031	67,080,785	9,765,102	14.56	39,745,593	59.25	17,570,090	26.19
2032	66,996,035	9,612,719	14.35	39,393,970	58.80	17,989,346	26.85
2033	66,885,740	9,459,286	14.14	39,046,110	58.38	18,380,344	27.48
2034	66,749,444	9,304,746	13.94	38,694,668	57.97	18,750,030	28.09

Year	Total Population	Population by Age Group					
		0-14 years (children)		15-59 years (working age)		60 years or older (older persons)	
		Number	%	Number	%	Number	%
2035	66,586,786	9,149,160	13.74	38,334,858	57.57	19,102,768	28.69
2036	66,397,497	8,992,687	13.54	37,965,092	57.18	19,439,718	29.28
2037	66,181,405	8,835,561	13.35	37,589,125	56.80	19,756,719	29.85
2038	65,938,454	8,678,083	13.16	37,213,725	56.44	20,046,647	30.40
2039	65,668,704	8,520,603	12.98	36,848,184	56.11	20,299,917	30.91
2040	65,372,337	8,363,327	12.79	36,498,965	55.83	20,510,045	31.37

**Table 16** Projected population of children, working-age adults, and older persons: 2024-2040

**Source:** Population Projections for Thailand 2010-2040 (Revised Edition) Office of the National Economic and Social Development Council

## (2) Population structure: 2022-2037

When forecasting the population structure of Thailand up to 2037, the proportions of the age groups 0-14 years and 15-59 years are expected to decrease, while the proportion of older persons is projected to increase. Specifically, by 2037, the number of people aged 60 years or older is expected to be more than double the number of those aged 0-14 years. The population of those aged 80 years or older will continue to rise, with an estimated rate of 4.5% by 2037.

### ■ Proportions and population structure of Thailand between 2022 and 2037

Age group	2022		2027		2032		2037	
	Number (million)	%	Number (million)	%	Number (million)	%	Number (million)	%
<b>Total</b>	<b>66.81</b>	<b>100.00</b>	<b>67.18</b>	<b>100.00</b>	<b>67.00</b>	<b>100.00</b>	<b>66.18</b>	<b>100.00</b>
<b>0 – 14</b>	11.10	16.40	10.35	15.40	9.61	14.30	8.84	14.30
<b>15 – 59</b>	42.84	64.10	41.22	61.40	39.39	58.80	37.58	58.80
<b>60 year or older</b>	<b>13.00</b>	<b>19.50</b>	<b>15.60</b>	<b>23.20</b>	<b>18.00</b>	<b>26.90</b>	<b>19.76</b>	<b>29.90</b>
<b>60 – 69</b>	7.80	11.70	9.00	13.40	9.71	14.50	9.67	14.60
<b>70 – 79</b>	3.76	5.60	4.91	7.30	6.09	9.10	7.16	10.80
<b>80 year or older</b>	1.44	2.10	1.69	2.50	2.19	3.30	2.93	4.50

**Table 17** Proportions and population structure of Thailand between 2022 and 2037

**Source:** Long-Term Population Development Plan for National Development (2022-2037) Office of the National Economic and Social Development Council, 2022

### (3) Forecast of the number of older persons and the budget for old-age pensions

The National Economic and Social Development Council forecasts that in 2024, the budget for old-age pensions will reach 110 billion baht, and by 2040, it will increase to 166 billion baht. The growing number of older persons thus presents a challenge in allocating the budget for their care (Ministry of Social Development and Human Security, 2023).

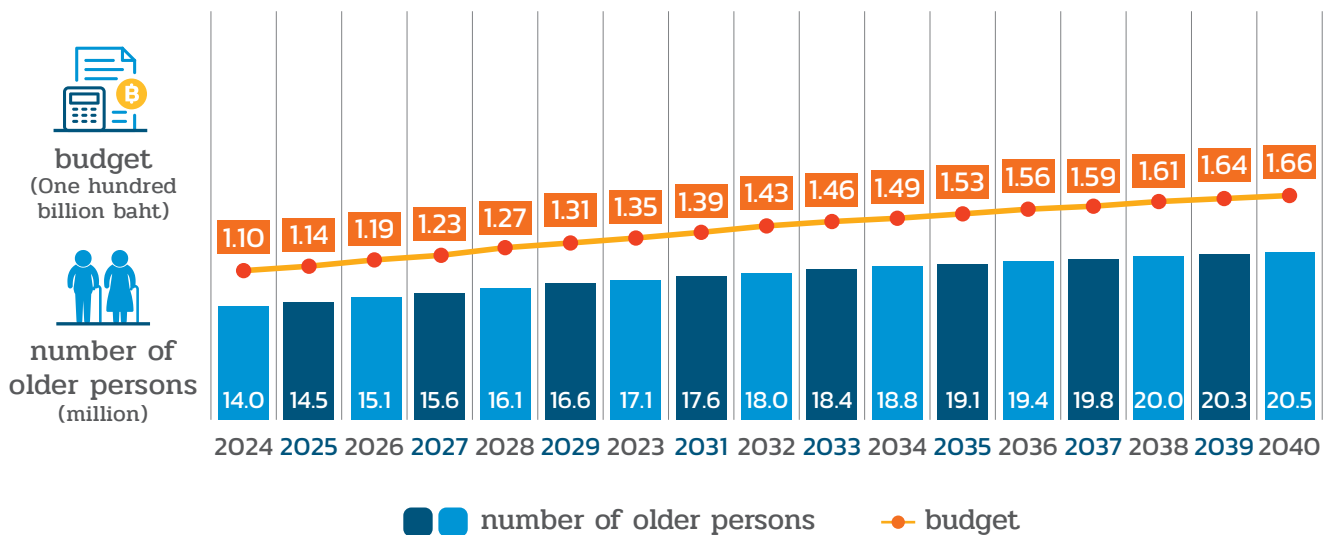


Figure 37 Projections of the number of older persons and budget for eldercare allowances from 2024-2040

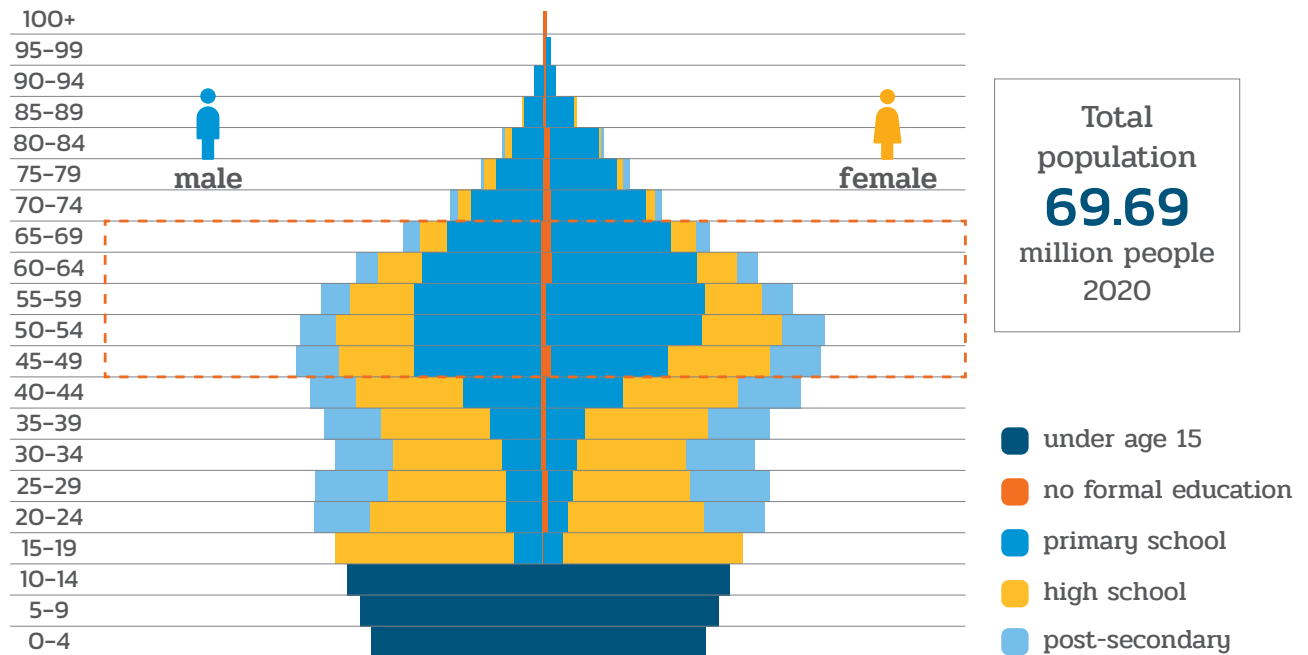
## 2.8.2 Opportunities

### (1) Population distribution by age group and education level

Many older persons have low education levels, which makes them vulnerable when entering the job market. The trend towards digital systems is difficult to avoid, and it is anticipated that the group most affected will be older workers who face challenges in adapting their skills (National Economic and Social Development Council, 2022).

Population projections indicate that by 2037, the child population will be entirely made up of the new generation. The working-age population will consist of those who were children in 2017 and have transitioned to early working age, totaling 11.57 million or 17.49%. Children born between 2018 and 2021 will move into the working-age category, amounting to 3.45 million or 5.22%. The remaining early working-age population will be 22.56 million or 34.09%. Meanwhile, the number of older persons aged 80 years or older, who survived from 2017, will be 2.93 million or 4.43%. By 2037, 16.82 million older persons or 25.42% of the total population will have transitioned from the working-age group.

It is evident that approximately 5 million people will transition from working age to older age every 5 years. Therefore, preparing the job market to accommodate post-retirement work requires careful consideration of the adequacy and coverage of various measures to ensure they can support the growing number of older persons (National Economic and Social Development Council, 2022).

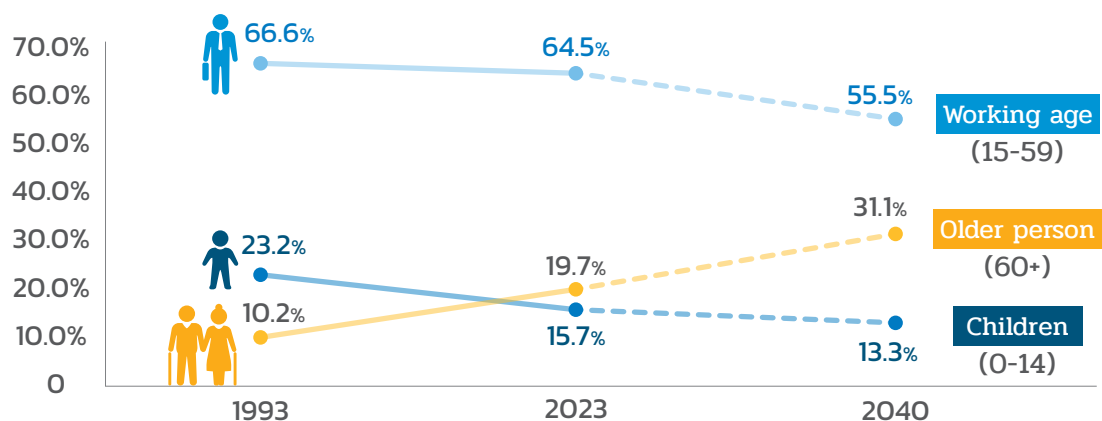


**Figure 38** Population distribution classified by age group and education level

**Source:** Long-Term Population Development Plan for National Development (2022-2037) Office of the National Economic and Social Development Council, 2022

## (2) Proportion of the population by age group

The number of children and youth is expected to continue decreasing, leading to a future shortage of labor and an increased dependency ratio on the working-age population. It is projected that by 2040, the proportion of children will be only 13.3%, while the working-age population will be 55.5%, and the proportion of older persons will rise to 31.1%.

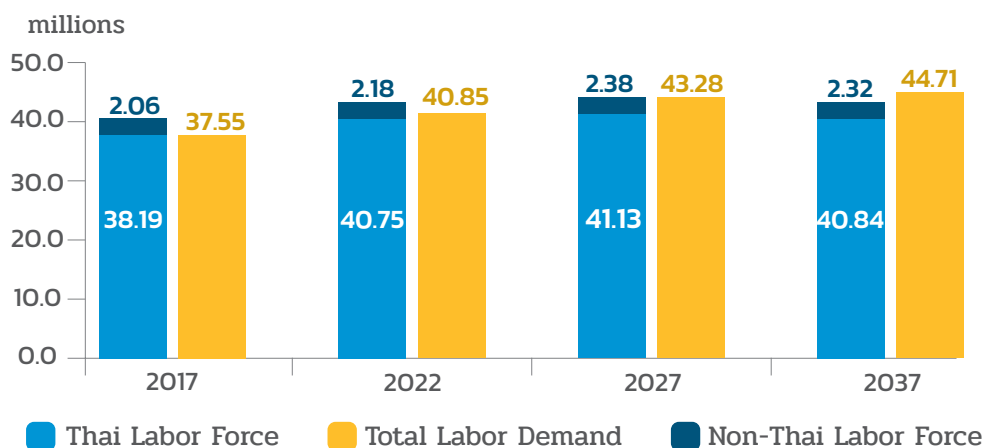


**Figure 39** Population distribution by age group

**Source:** Data for 1993 and 2023 is from the official registration statistics system of the Department of Provincial Administration, Ministry of Interior. Data for 2040 is from the Population Projections for Thailand 2010-2040 (Revised Edition) by Office of the National Economic and Social Development Council

### (3) Labor Force and Labor Demand in Thailand 2017-2037

The working-age population is expected to decrease by more than 3 million people every 10 years. If the trend in industrial practices remains unchanged, the demand for labor in this sector will continue to increase apace. The number of working-age individuals is projected to rise from 37.55 million in 2017 to 44.71 million in 2037 (National Economic and Social Development Council, 2022).



**Figure 40** Labor force and labor demand in Thailand from 2017-2037

**Source:** Long-Term Population Development Plan for National Development (2022-2037) Office of the National Economic and Social Development Council, 2022

### (4) Global Market Value of Goods and Services for Older Persons

The increase in the global population of older persons has led to a shift in products and services towards those that cater more to older individuals, creating significant opportunities in business. New industries are emerging to meet the expanding and growing market for older persons, such as health businesses, medical services, and eldercare (National Economic and Social Development Council, 2022). According to analysis of the older person group, or ‘Silver Gen,’ this demographic has high spending potential (Benjawan Rattanawijit, 2020). It is estimated that the global market for goods and services for older persons could reach up to \$26.6 trillion, equivalent to 26.6% of the global economy, within the next 5-6 years.

#### Market value of goods and services for Thai older persons

Global market value of goods and services for older persons in 2023:	Thailand market value of products and services for older persons 2023:
<b>\$26.6 trillion USD</b> (or approximately 984.2 trillion baht)	<b>1.9 trillion baht</b> (2.6 trillion baht in 2030)

**Table 18** Market value of goods and services for Thai older persons

**Source:** Krungthai Compass (Krung Thai Research Center)



## (5) Market Value of Goods and Services for Older Persons in Thailand

By 2030, when Thailand becomes a super-aged society with over 20% of the population age 65 years or older, the Silver Gen market is expected to continue expanding, reaching a value of 2.6 trillion baht, or approximately 12% of Thailand's economy (Krungthai Compass, 2023).

The Silver Gen is an attractive new target group due to its financial capability and willingness to spend on personal happiness, representing a significant opportunity for businesses.

The Bank of Thailand indicates that the growing demand will be for products and services essential for basic living and health-related products (Bank of Thailand, 2021). According to Krungthai Compass, five business opportunities for Thai businesses to cater to the elderly market are as follows:



### 1. Food for Older Persons

Integrate health-conscious options with regular menus, add specific dishes for older persons, use low-sodium seasonings, and provide easy-to-chew meats.



### 2. Travel and Hospitality for the Silver Gen

Upgrade hotel facilities to accommodate all age groups, design travel businesses suited for older persons, and train tourism staff to have a positive attitude and knowledge in first aid.



### 3. Preventive Health Care

Include vitamins, dietary supplements, and nano medicine technologies.



### 4. Silver Residences

Develop healthcare services tailored for older persons.



### 5. Elder-Friendly Financial Services

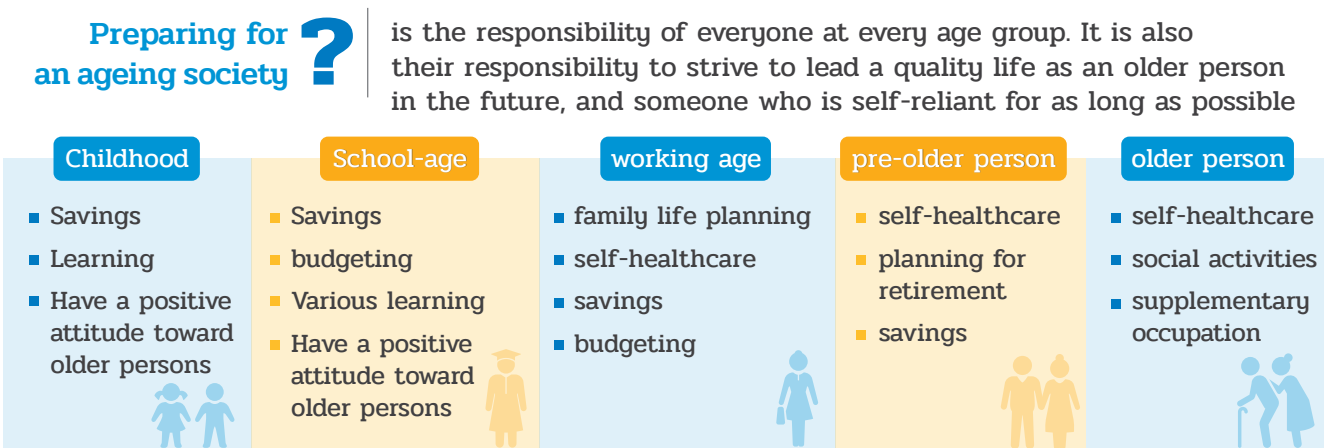
Design investment options suited to the lifestyle of older persons, such as low-risk savings or deposit insurance, and high-risk options like short-term stock trading, digital assets, and real estate investments.

**Figure 41** 5 Booming Businesses in the Silver Generation Era **Source:** Krungthai Compass (Krung Thai Research Center)

### 2.8.3 Preparedness for an Ageing Society

#### (1) Preparing for an Ageing Society for Different Age Groups

The Thai Health Promotion Foundation (ThaiHealth) provides guidance for preparing for an ageing society, emphasizing that each age group should prioritize savings and recognize the responsibility to be self-reliant.



**Figure 42** Preparing for an Ageing Society by Age Group  
**Source:** <https://resourcecenter.thaihealth.or.th/media/GrW7>

#### (2) Private Sector Measures for Preparing for an Ageing Society

Researchers recommend in their report (Worawet Suwannarada, Creating a Better Quality of Life in Old Age with a Focus on Older Persons, 2023) that the private sector should implement the following measures:

- **Business Sector:** Develop markets for products and services, as well as technology and innovations to support older persons, including health-related products, housing improvements, care and rehabilitation centers, public transportation services for older persons, and equipment rental for caregiving.
- **Financial Sector:** Introduce long-term savings products for retirement and pension insurance.
- **Labor Market:** Increase employment opportunities for older persons.
- **Civil Society:** Establish and support older persons' clubs and communities to promote, assist, and support the living conditions of older persons.
- **Media:** Present content related to ageing societies and older persons that benefits individuals, families, and society.

#### (3) Government Measures for Preparing for an Ageing Society

Worawet Suwanrada conducted research on improving quality of life in old age, focusing on older persons as the central theme. The recommendations for government measures to prepare for an ageing society include addressing four key areas: economy, health, society, and environment. The details are outlined in the following table:

## Government measures for preparing for an ageing society

Dimension	Coverage	Measure
Economy	General	<ul style="list-style-type: none"> <li>• Elderly pensions/subsidies</li> <li>• Promote employment for older persons</li> <li>• Encourage older persons' work</li> </ul>
	Economic Status	<ul style="list-style-type: none"> <li>• Provide financial assistance for the livelihood of older persons with low income</li> </ul>
	Other Characteristics	<ul style="list-style-type: none"> <li>• Government pension</li> <li>• Government Pension fund</li> <li>• Local Administrative Organization pension fund</li> <li>• Social Security (Articles 33, 39, 40)</li> <li>• National Savings Fund</li> <li>• Provident fund</li> <li>• Housing loans for older persons (Reverse Mortgage)</li> </ul>
Health	General	<ul style="list-style-type: none"> <li>• Universal Health Coverage Scheme</li> <li>• Training courses for care managers and caregivers</li> <li>• Training courses for care providers or individuals with dependency</li> <li>• Regulation and oversight of care services for older persons or individuals with dependency</li> <li>• Standards for facilities, safety, and service delivery in health care establishments for older persons</li> </ul>
	Other Characteristics	<ul style="list-style-type: none"> <li>• Integrated public health long-term care system for older persons with dependency in local areas</li> <li>• Expanding rights for older persons in long-term care for those with dependency</li> <li>• Defining the role of local administrative organizations in caring for older persons with dependency</li> <li>• Local caregiving volunteers</li> </ul>
Society	General	<ul style="list-style-type: none"> <li>• Time bank</li> <li>• Centers for Quality of Life Development and Occupational Promotion for Older Persons</li> <li>• Schools for Older Persons</li> <li>• Protection of Older Persons' Rights</li> </ul>
	Other Characteristics	<ul style="list-style-type: none"> <li>• Provision of care services for older persons in care facilities managed by local government organizations</li> <li>• Care for older persons in state-run social welfare development centers and shelters (transferred from local administrative organizations)</li> <li>• Assistance with traditional funeral arrangements</li> </ul>
Environment	General	<ul style="list-style-type: none"> <li>• Comprehensive Senior Living Centers (Senior Complex)</li> </ul>
	Other Characteristics	<ul style="list-style-type: none"> <li>• Improve the environment and housing for older persons</li> <li>• Design and build housing for older persons</li> </ul>

**Table 19** Government measures for preparing for an ageing society

**Source:** Worawet Suwanrada. (2023). Creating a Good Quality of Life in Old Age with a Focus on Older Persons.

Accessed from: <https://www.pier.or.th/abridged/2023>

## 3

# Implementation of Older Person Policies in Thailand

## Economy



## Legal



## health



## Environmental





## Societal






In 2023, Thailand had various agencies in the public, private, and civil sectors working on issues related to older persons across different dimensions, including economics, environment, health, society, and law. These agencies also work on policy advocacy and information regarding older persons, the implementation of local administrative organizations (LAO), social assistance, and efforts to ensure that older persons receive state welfare cards. The details are as follows:



### 3.1 Economic Dimensions

Table 20: Economic dimensions of activities related to older persons in Thailand


Implementation	Details	Agency
<b>1. Payment of the old-age allowance</b> 	<b>Pay the old-age allowance</b> <ul style="list-style-type: none"> <li>- Number of 10,961,089 persons</li> <li>- Total amount of 82,710.9510 million baht</li> </ul> (Data for the fiscal year 2023)	The Comptroller General's Department, Ministry of Finance
<b>2. Payment of pensions and gratuities</b> 	<b>Persons aged 60 and above who receive lifelong pensions or gratuities:</b> <ul style="list-style-type: none"> <li>- Total number of pensioners: 874,447 persons (approximately 10,000-50,000 baht per month each)</li> <li>- Total number of monthly gratuity recipients: 970,714 persons (approximately 7,000-30,000 baht per month each)</li> </ul> (Data for the fiscal year 2023)	The Comptroller General's Department, Ministry of Finance
	<b>Benefits for old-age under Section 33:</b> <ul style="list-style-type: none"> <li>- Old-age gratuities: 294,299 persons, totaling 12,218.9400 million baht</li> <li>- Old-age pensions: 502,667 persons, totaling 20,012.0000 million baht</li> </ul> <b>Benefits for old-age under Section 39:</b> <ul style="list-style-type: none"> <li>- Old-age gratuities: 48,677 persons, totaling 2,706.7100 million baht</li> <li>- Old-age pensions: 139,406 persons, totaling 2,690.5000 million baht</li> </ul> <b>Benefits for old-age under Section 40:</b> <ul style="list-style-type: none"> <li>- Old-age gratuities: 39,351 persons, totaling 185.9400 million baht</li> </ul> (Data for the fiscal year 2023)	Social Security Office, Ministry of Labor


Implementation	Details	Agency
<b>3. Welfare</b> 	<b>Older persons who received funeral assistance for traditional practices:</b> <ul style="list-style-type: none"> <li>- Total number of recipients: 106,355 persons</li> <li>Amount per person: 3,000 baht</li> <li>(Data for the fiscal year 2023)</li> </ul>	Department of Older Persons, Ministry of Social Development and Human Security
<b>4. Payment of welfare subsidies</b> 	<b>Older persons experiencing distress who received assistance through welfare for those in difficult situations</b> (older persons facing issues with housing, food, clothing, family problems, abuse, illegal exploitation, or neglect): <ul style="list-style-type: none"> <li>- Total number of recipients: 49,068 persons</li> <li>Amount per person: 3,000 baht (up to 3 times per person per year)</li> <li>(Data as of January, 2024)</li> </ul>	Department of Older Persons, Ministry of Social Development and Human Security
	<b>Older persons applying for financial subsidies and rehabilitation for disabilities</b> (providing assistance in cash and consumable goods): <ul style="list-style-type: none"> <li>- Total number of recipients: 26,095 persons</li> <li>Amount per family: up to 3,000 baht (up to 3 times per year)</li> <li>(Data as of January, 2024)</li> </ul>	Department of Empowerment of Persons with Disabilities, Ministry of Social Development and Human Security
	<b>Older persons who received financial assistance for those affected by unrest in the southern border provinces</b> (Narathiwat, Pattani, Yala, Satun, and Songkhla): <ul style="list-style-type: none"> <li>- Total number of recipients: 337 persons</li> <li>- Details of the assistance types are as follows:               <ol style="list-style-type: none"> <li>1) Immediate assistance for death (for civilians only): 6,000 baht per person</li> <li>2) Immediate assistance for injury (for civilians only): 3,000 baht per person</li> <li>3) Rehabilitation funds for severe injuries or disabilities: 200,000 baht per person</li> <li>4) Support for vocational training based on skills: 4,000 baht per person</li> <li>5) Monthly subsistence allowance for persons with disabilities, depending on the nature of the disability: 1,000-3,000 baht per person</li> </ol> </li> </ul>	Office of the Permanent Secretary, Ministry of Social Development and Human Security


Implementation	Details	Agency
	<p>6) Monthly subsistence allowance for children of deceased, severely injured, or disabled parents, based on education level up to a bachelor's degree, not exceeding 25 years of age: 1,000, 1,500, 2,500 baht per person</p> <p>7) Monthly assistance for families fostering orphaned children (both parents) under a foster care model: 2,000 baht per person (Data from 2017 to January, 2024)</p>	
	<p><b>Older persons who received financial subsidies to assist those in emergency social situations:</b></p> <ul style="list-style-type: none"> <li>- Total number of recipients: 121,179 persons</li> <li>Amount or items: up to 3,000 baht per family per instance</li> </ul> <p>(Data from 2013 to January, 2024)</p>	Office of the Permanent Secretary, Ministry of Social Development and Human Security
	<p><b>Older persons who received financial assistance for Thai citizens in distress to return to their hometown:</b></p> <ul style="list-style-type: none"> <li>- Total number of recipients: 1 person</li> <li>Amount: 5,400 baht</li> </ul> <p>(Data as of January, 2024)</p>	Department of Social Development and Welfare, Ministry of Social Development and Human Security
	<p><b>Older persons who received financial assistance for low-income families and those without support:</b></p> <ul style="list-style-type: none"> <li>- Total number of recipients: 4,977 persons</li> <li>- Total amount: 13,679,000 baht</li> </ul> <p>(Financial or material assistance with a maximum amount of 3,000 baht per family per instance, and up to 3 times per family per fiscal year)</p> <p>(Data as of January, 2024)</p>	Department of Social Development and Welfare, Ministry of Social Development and Human Security
	<p><b>Older persons who received financial assistance for AIDS patients and their families:</b></p> <ul style="list-style-type: none"> <li>- Total number of recipients: 418 persons</li> <li>Amount: 836,000 baht</li> </ul> <p>(Assistance of up to 2,000 baht per family, up to 3 times consecutively)</p> <p>(Data as of January, 2024)</p>	Department of Social Development and Welfare, Ministry of Social Development and Human Security

Implementation	Details	Agency
	<b>Older persons who received financial assistance for AIDS patients and their families:</b> <ul style="list-style-type: none"> <li>- Total number of recipients: 20 persons</li> <li>Amount: 100,000 baht</li> <li>(Up to 5,000 baht per person)</li> <li>(Data as of January, 2024)</li> </ul>	
<b>5. Provide loans</b>  	<b>Older persons who borrowed vocational funds from the Older Persons Fund:</b> <ul style="list-style-type: none"> <li>- Total number of recipients: 112,053 persons</li> <li>Amount: up to 30,000 baht per person</li> <li>(repayable within a maximum of 3 years, interest-free)</li> <li>(Data as of January, 2024)</li> </ul>	Department of Older Persons, Ministry of Social Development and Human Security
	<b>Older persons who received loans from the Fund for the Promotion and Development of Quality of Life for Persons with Disabilities:</b> <ul style="list-style-type: none"> <li>- Total number of recipients: 37,064 persons</li> <li>Amount: up to 60,000 baht per person</li> <li>(repayable within a maximum of 5 years, interest-free)</li> <li>(Data as of January, 2024)</li> </ul>	Department of Empowerment of Persons with Disabilities, Ministry of Social Development and Human Security
	<b>Older persons who received assistance for women or families experiencing social issues (family welfare subsidies) were provided with initial financial support for widows, single mothers, and single fathers facing social problems:</b> <ul style="list-style-type: none"> <li>- Total number of recipients: 6,629 persons</li> <li>Assistance amount: up to 3,000 baht per instance (up to 3 times per year)</li> <li>(Data from 2020 to February, 2024)</li> </ul>	Department of Women's Affairs and Family Development, Ministry of Social Development and Human Security
<b>6. Promote savings</b>  	<b>The National Savings Fund (NSF) conducted training courses on financial planning and benefits for members as follows:</b> <ol style="list-style-type: none"> <li>1. The National Savings Fund, in collaboration with the Stock Exchange of Thailand (SET), developed the National Savings Fund application to enhance financial literacy for members, representatives, and the general public. This included 10 courses, with 638 participants.</li> </ol>	National Savings Fund, Ministry of Finance




Implementation	Details	Agency
	<p>2. The course “Happy Retirement: Financial Planning with NSF” provided knowledge on “Age 60+: Managing Money After Retirement in a Senior Style.” This course had 30 participants.</p> <p>3. The National Savings Fund, in collaboration with community financial institutions, offered a course on “Essential Rights with NSF” in 4 provinces: Prachuap Khiri Khan, Trat, Nakhon Si Thammarat, and Singburi. This course had 335 participants.</p> <p>(Data as of December, 2023)</p>	
<p><b>7. Help find employment</b></p> 	<p><b>Employment opportunities for older persons and information on the employment of older persons by private companies</b></p> <p>The Department of Employment has conducted a civil state project for the elderly to facilitate employment opportunities for older persons as follows:</p> <ol style="list-style-type: none"> <li>1. Surveyed 7,373 older persons: <ul style="list-style-type: none"> <li>- 5,734 desired to engage in freelance work only</li> <li>- 1,222 wanted to work only</li> <li>- 417 wanted both employment and freelance work</li> </ul> </li> <li>2. Organized meetings with employers and establishments, totaling 1,541 locations: <ul style="list-style-type: none"> <li>- 181 companies expressed interest in hiring older persons for 383 positions</li> <li>- 271 companies were already employing older persons for 380 positions</li> <li>- 1,089 companies did not wish to hire older persons</li> </ul> </li> <li>3. Provided job placement services for older persons, with 1,171 using the service and 1,033 successfully placed in jobs: <ul style="list-style-type: none"> <li>- The top 5 job positions for which older persons were placed are: <ol style="list-style-type: none"> <li>(1) Production workers: 349 persons</li> <li>(2) Housekeepers: 141 persons</li> <li>(3) Security guards: 103 persons</li> <li>(4) Drivers: 49 persons</li> <li>(5) Customer service: 45 persons</li> </ol> </li> </ul> </li> </ol> <p>(Data as of December, 2023)</p>	<p>Department of Employment, Ministry of Labor</p>



Implementation	Details	Agency
<b>8. Vocational education</b>  	<b>Occupational skills development</b> The Department of Skill Development has conducted supplementary vocational training with a duration of 18–30 hours. In FY 2023, a total of 2,706 people participated in the training, with 2,698 completing it, representing 99.70%. This resulted in an average income increase of 1,526.93 baht per person per month for older persons. The courses with the highest number of participants were <ul style="list-style-type: none"> <li>- Herbal product making</li> <li>- Textile product making</li> <li>- Craft art for online market sales</li> <li>- Agricultural product processing</li> <li>- Basket weaving</li> </ul> (Data for the fiscal year 2023)	Department of Skills Development, Ministry of Labor
	The Department of Older Persons, in collaboration with the Professional Qualifications Institute (Public Organization), has developed occupational standards and qualifications for the health service profession, specifically for the role of an Oldie Companion (personal health service for the elderly).	Division of Older Persons Welfare Promotion and Rights Protection, Work Cluster for Social Care and Monitoring Systems for Older Persons, Department of Older Persons, Ministry of Social Development and Human Security
	At the Din Daeng Older Persons Service Center, 2,607 older persons completed the craft art course. The Career Promotion Office reported that 250 older persons completed the mobile application course.	Bangkok Metropolitan Administration

Implementation	Details	Agency
<p data-bbox="172 286 392 405"><b>9. Protection of labor rights of older persons</b></p> 	<p data-bbox="501 286 1086 360"><b>Protection and Enhancement of Benefits for Older Workers</b></p> <p data-bbox="501 376 1086 1021">The Department of Labor Protection and Welfare has undertaken measures to protect workers by enforcing laws and promoting adherence to minimum legal standards by employers. In FY 2023, inspections were conducted at 19,870 establishments, covering 647,471 employees. It was found that 1,078 establishments employed older workers and recognized their importance by adding provisions regarding retirement and severance pay. This aims to clarify the enforcement of laws and increase penalties for employers who fail to pay severance under the Labor Protection Act 1998, as amended by the Labor Protection Act (No. 6) 2017.</p> <p data-bbox="501 1077 1086 1637">Article 118/1: Retirement, as agreed upon by the employer and employee or as set by the employer, is considered termination under Article 118, paragraph two. If no retirement agreement or policy is in place, or if the agreed retirement age exceeds 60 years, employees aged 60 or older have the right to declare their intention to retire. This declaration must be made to the employer and will take effect 30 days after the declaration. The employer is then required to pay severance to the retiring employee as stipulated in Article 118, paragraph one.</p>	<p data-bbox="1137 286 1437 405">Department of Labor Protection and Welfare, Ministry of Labor</p>

## 3.2 Environmental Dimensions


**Table 21: Environmental dimensions of activities related to older persons in Thailand**

Implementation	Details	Agency
<b>1. Adjusting the environment to be suitable for the older person</b>  	<p>Older persons who received housing improvements from the Department of Older Persons had their homes repaired. This assistance was provided to older persons who were poor or had insufficient income for subsistence, living in unstable, unsuitable, or unsafe conditions, and who had not received adequate help from government agencies, or received insufficient help.</p> <ul style="list-style-type: none"> <li>- Housing improvement: 8,251 houses</li> <li>- Total number: 13,459 persons</li> </ul> <p>Assistance amount: up to 40,000 baht per home (Data as of January, 2024)</p>	Department of Older Persons, Ministry of Social Development and Human Security
	<p>Older persons who received housing improvements from the Community Organizations Development Institute through the "Sufficient Housing" project received support for repairing, upgrading, or constructing homes in municipal areas for households with low income facing issues related to land and housing.</p> <ul style="list-style-type: none"> <li>- Total number: 6,561 persons</li> </ul> <p>Assistance amount: up to 21,000 baht per home (Data from 2019 to February, 2024)</p>	Community Organizations Development Institute, Ministry of Social Development and Human Security
	<p>Older persons who received housing improvements from the Department of Empowerment and Development of the Quality of Life of Persons with Disabilities had their living environments adapted for disabilities. Eligible individuals had to possess a disability card, have resided at their current address for at least six months, live in unstable or unsuitable conditions for their disability, have no income, and either not receive or receive insufficient state assistance.</p> <ul style="list-style-type: none"> <li>- Total number: 4,291 persons</li> </ul> <p>Assistance amount: up to 40,000 baht per home (Data as of January, 2024)</p>	Department of Empowerment of Persons with Disabilities, Ministry of Social Development and Human Security



Implementation	Details	Agency
<b>2. Providing knowledge to prevent injuries and falls</b> 	<p>The Injury Prevention Division participated in the academic exhibition <b>“Preventing Falls and Injuries,”</b> supporting media, implementation measures, and channels for information exchange among networks. This was part of a conference for communication and policy clarification for practitioners at the provincial level, community hospitals, and the development of healthcare services for older persons, held on December 20-21, 2023, at the Miracle Grand Convention Hotel.</p>	<p>Division of Injury Prevention, Department of Disease Control, Ministry of Public Health</p>
	<p>Activities included training sessions to provide knowledge and understanding about risk factors for falls and injuries among older persons</p>	<p>Division of Injury Prevention, Department of Disease Control, Ministry of Public Health</p>
<b>3. Promoting knowledge about environmental management</b> 	<p>LAO that received the "Age-Friendly Communities" symbol for older persons and persons with disabilities for FY 2023: 31 organizations.</p>	<p>Department of Local Administration, Ministry of Interior</p>
	<p>Communities that have actively developed and promoted age-friendly and disability-friendly environments: 126 communities:</p> <ul style="list-style-type: none"> <li>- Buildings and Outdoor Areas: 65 communities met the criteria, or 51.6%</li> <li>- Transportation and Vehicles: 42 communities met the criteria, or 33.3%</li> <li>- Housing: Safe and suitable housing for older persons and persons with disabilities, with 60 communities meeting the criteria, or 47.6%</li> </ul> <p>(Data for the fiscal year 2023)</p>	<p>Department of Health, Ministry of Public Health</p>

## 3.3 Health Dimensions

Table 22: Health dimensions of activities related to older persons in Thailand

Implementation	Details	Agency
<b>1. Providing disease prevention vaccines</b>	<b>Vaccination against influenza for older persons aged 65 and above by the Ministry of Public Health (MOPH) in 2023:</b> 2,187,335 individuals out of a target of 5,046,820, or 43.34%	Department of Disease Control, Ministry of Public Health
<b>2. Health status assessment</b>  	<b>Results of older person syndrome screening for 2023:</b> Screened: 7,068,162 individuals out of a target of 9,707,588, or 72.81%. Screening for physical decline in 9 areas: 1. Cognitive and memory functions 2. Physical mobility 3. Nutritional deficiencies 4. Vision 5. Hearing 6. Depression and suicide risk 7. Urinary incontinence 8. Activities of Daily Living (ADL) 9. Oral health (Data from Bluebook Application, 2023)	Ministry of Public Health
	<b>Screening in older persons:</b> 1. Blood Sugar Levels (Diabetes Screening): Number Screened: 4.41 million Abnormal Findings: 16.82% 2. Blood Pressure Measurement (Hypertension Screening): Number Screened: 6.13 million Abnormal Findings: 14.20% 3. Cardiovascular Disease Risk Factors Screening: Number Screened: 3.19 million Abnormal Findings: 49.32% 4. Dental Health Screening (Fluoride Treatment): Number Screened: 6.85 million Abnormal Findings: 3.95%	National Health Security Office



Implementation	Details	Agency
	<p>5. Dementia Screening: Number Screened: 7.735 million Abnormal Findings: 2.75%</p> <p>6. Osteoarthritis Screening: Number Screened: 8.494 million Abnormal Findings: 5.69%</p> <p>7. Body Mass Index (BMI) Measurement: Number Screened: 6.289 million Abnormal Findings: 42.62%</p> <p>(Data for the fiscal year 2023)</p>	
	<p><b>Service Units Participating in and Passing Evaluation for Quality Older Person Clinics: 9</b> (Hospitals under the Department of Medical Services)</p> <p>1. Number of Comprehensive Older Person Clinics: 81</p> <p>2. The Department of Medical Services, BMA, in collaboration with the National Health Security Office, Zone # 13 Bangkok, has developed a service plan to support and promote high-quality eldercare. The development of "Comprehensive Older Person Clinics" and "Quality Older Person Clinics" is the starting point for developing older person services in the Bangkok area. This involves using a comprehensive geriatric assessment by a multidisciplinary team to ensure older persons receive complete health care across all dimensions. This approach helps older persons recover faster and reintegrate into society.</p> <p>(Data for the fiscal year 2023)</p>	Bangkok Metropolitan Administration



Implementation	Details	Agency
<b>3. Preventing physical and mental health problems</b>  	<b>Health Promotion Project for Older Persons: Delaying Ageing and Longevity Approach 2023</b> 1. Health Promotion Activities: Nutritional health, physical activity, oral health, cognitive health, happiness, and environmental improvements are promoted through 6,147 quality older person clubs, tailored to the local context. (Target: 1 club per sub-district, totaling 7,255 clubs). 2. Elder-Friendly Communities: 77 provinces and 126 communities are recognized as age-friendly. (Target: 1 community per city/province, totaling 77). 3. Wellness Plans: Older persons with an ADL score of 12 or higher and at least 1 health risk factor, totaling 604,701 people, have had wellness plans developed for 489,050 people, or 80.87%. (Target: 50%). 4. Desired Health Behaviors: 15.9% of older persons exhibit desired health behaviors according to a 2023 survey. (Target: 52%). (Data for the fiscal year 2023)	Bureau of Elderly Health, Ministry of Public Health
	<b>Activities for Promoting and Preventing Mental Health Issues in Older Persons</b> 1. Mental Health Promotion and Problem Prevention: Conducted by the 12 regional mental health centers and BMA. 1.1 Screening and assessing for depression and suicide risk. 1.2 Organizing activities to enhance happiness across 5 dimensions. 1.3 Conducting activities to boost morale for older persons and their caregivers, in collaboration with psychiatric hospitals under the Dept. of Mental Health. 1.4 Providing mental health care for homebound, bedridden, and solitary older persons through home visits with multidisciplinary teams.	Department of Mental Health, Ministry of Public Health




Implementation	Details	Agency
	<p>1.5 Collaborating on mental health initiatives with the Center for Quality of Life Development and Occupational Promotion for the Elderly (CQOP) and the Center for Social Welfare Development for Older Persons (SWD), Ministry of Social Development and Human Security.</p> <p>2. Integration of Implementation with the Department of Medical Services under the MOPH:</p> <ul style="list-style-type: none"> <li>- Screening for depression and suicide risk (2Q plus) in collaboration with the Dept. of Health and Dept. of Health Service Support.</li> <li>- Integrating mental health standards for older persons in care facilities with the Dept. of Health Service Support.</li> <li>- Linking the care of older persons at risk for depression and suicide with the Department of Medical Services.</li> </ul> <p>3. Development of Knowledge Resources to Support Mental Health Care for Older Persons and Enhance Mental Health Literacy:</p> <p>3.1 Manual for Organizing Happiness Activities Across 5 Dimensions for Older Persons and a brochure on the 5 Dimensions of Happiness for public health officers or mental health centers #1-13.</p> <p>3.2 Brochure on Communication and Building Morale for older persons and caregivers of older persons with dependency, for public health officers or mental health centers #1-13.</p> <p>3.3 Brochure on 4 Common Symptoms in Older Persons: Awareness and Observation, for public health officers or mental health centers #1-13.</p> <p>3.4 Mental Health Evaluation Form: MENTAL HEALTH CHECK IN: MHCI, <a href="https://checkin.dmh.go.th/">https://checkin.dmh.go.th/</a></p> <p>4. Monitoring Implementation:</p> <ul style="list-style-type: none"> <li>- Conducting site visits to boost morale and tracking progress through online systems.</li> </ul> <p>(Data as of January, 2023)</p>	




Implementation	Details	Agency
	<p><b>2023 Oral Health Promotion System Development Project for Older Persons</b></p> <ol style="list-style-type: none"> <li>1. Develop models for oral health care for older persons at primary care facilities.</li> <li>2. Advance digital technology for oral health care (digital dentistry).</li> <li>3. Create an integrated oral health care plan for older persons.</li> </ol> <p>(Data as of September, 2023)</p>	<p>Bureau of Elderly Health, Ministry of Public Health</p>
	<p><b>Report on the Development of Policy Proposals for Enhancing End-of-Life Well-Being to Support an Ageing Society</b></p> <p>The work is being conducted in collaboration with the Subcommittee on Social Reform and Ageing Society under the Senate. It is currently under presentation to the Senate and the Cabinet.</p>	<p>National Health Commission Office, The Prime Minister's Office</p>
	<p><b>Centers for Rehabilitation and Palliative Care within Hospitals under the Department of Medical Services</b></p> <p>There are 6 centers supporting rehabilitation and palliative care in hospitals under the BMA. These centers aim to provide continuous, appropriate care for older persons requiring rehabilitation and patients needing palliative care, managed by interdisciplinary teams. The goal is to reduce daily living impairments, decrease dependency, and improve the long-term quality of life for older persons. This includes palliative care focusing on enhancing the quality of life for patients and their families during the final stages of life, helping to alleviate physical, mental, social, and spiritual suffering, allowing patients to pass away with dignity. Services are available both in Outpatient Departments (OPD) and Inpatient Departments (IPD), such as palliative wards and intermediate care clinics.</p>	<p>Bangkok Metropolitan Administration</p>

Implementation	Details	Agency
	<p><b>Centers for Promoting Well-being of Older Persons</b></p> <p>These centers focus on providing day care services for home-bound older persons who are frail, aiming to enhance their well-being, reintegrate them into social activities, and/or delay deterioration to prevent them from becoming bedridden. Key activities include:</p> <ol style="list-style-type: none"> <li>1. Regular Activities: Health behavior improvement, Cognitive stimulation, Muscle strengthening, Social skills enhancement, Caregiver support</li> <li>2. Special Activities: Reminiscence therapy, Fall prevention, Music therapy, Healthful cooking, Sleep promotion, Teleconsultation, Health education. The goal is to serve as a model for day care services, providing a demonstration and learning center, research and development, and training for personnel and caregivers of frail older persons nationwide.</li> </ol>	<p>Faculty of Nursing, Chulalongkorn University</p>
<p><b>5. Health care</b></p> 	<p><b>Eldercare Services Under the Universal Coverage Scheme (UCS):</b></p> <ul style="list-style-type: none"> <li>- Provided to 10.64 million older persons, or 22.68% of the population covered by the Universal Coverage Scheme.</li> <li>- Outpatient services: 68.98 million visits, or 40.48% of the total.</li> <li>- Inpatient services: 2.44 million visits, or 39.98% of the total.</li> </ul> <ol style="list-style-type: none"> <li>1. Diabetes Care: <ul style="list-style-type: none"> <li>- 7.630 million visits</li> </ul> </li> <li>2. Hypertension Care: <ul style="list-style-type: none"> <li>- 13.377 million visits</li> </ul> </li> <li>3. Cataract Surgery: <ul style="list-style-type: none"> <li>- 148,642 procedures</li> </ul> </li> <li>4. Knee Replacement Surgery: <ul style="list-style-type: none"> <li>- 14,854 procedures</li> </ul> </li> <li>5. Dental Implant Surgery: <ul style="list-style-type: none"> <li>- 1,661 procedures</li> </ul> </li> </ol>	<p>National Health Security Office</p>

Implementation	Details	Agency
	<p>6. Rehabilitation Services for Older Persons:</p> <p>6.1 Medical Rehabilitation: Provided to 463,414 older persons, with a total of 1.51 million sessions.</p> <p>6.2 Intermediate Care: Provided to 25,809 older persons, with a total of 164,633 sessions, including:</p> <ul style="list-style-type: none"> <li>- Stroke Patients: 21,377 persons</li> <li>- Brain Injury Patients: 639 persons</li> <li>- Spinal Cord Injury Patients: 452 persons</li> <li>- Fragility Hip Fracture Patients: 3,344 persons</li> </ul> <p>7. Long-Term Care Services for Dependent Older Persons:</p> <ul style="list-style-type: none"> <li>- Provided to 218,162 older persons</li> </ul> <p>8. Palliative Care for End-of-Life Patients:</p> <p>1) Palliative Care for End-of-Life Patients: Provided to 63,835 persons, with a total of 159,718 sessions.</p> <p>2) Palliative Care with Opioid Medication: Provided to 6,511 persons, with a total of 12,944 sessions.</p> <p>9. Health Care Services for Older Persons under the Universal Coverage Scheme:</p> <p>1) Outpatient Services: 68.96 million visits, with an average of 6.60 visits per person per year.</p> <p>2) Inpatient Services: 2.44 million visits, with an average of 0.233 visits per person per year.</p> <p>3) Inpatient Mortality from Top 10 Diseases: 48,692 older persons</p> <p>(Data for the fiscal year 2023)</p>	

## 3.4 Social Dimensions



Table 23: Social dimensions of activities related to older persons in Thailand




Implementation	Details	Agency
<b>1. Establishment of community centers and the organization of groups for older persons</b>  	<b>Schools for Older Persons:</b> - Number: 2,456 (Data as of January, 2024)	Department of Older Persons, Ministry of Social Development and Human Security
	<b>Older Person Clubs in the Network of the Thai Council of Older Persons Association:</b> Total: 29,732 clubs - Northern Region: 9,583 clubs - Northeastern Region: 13,596 clubs - Central Region: 3,873 clubs - Southern Region: 2,229 clubs - BMA (Bangkok Metropolitan Administration): 451 clubs (Data as of December, 2023)	Senior Citizens Council of Thailand Under The Patronage of Her Royal Highness Princess Srinagarindra
	<b>Older Person Clubs in Hospitals under the Department of Medical Services:</b> - Number: 12	Medical Service Department, Bangkok Metropolitan Administration
	<b>Centers for Quality of Life Development and Employment Promotion for Older Persons</b> Total: 2,075 centers - Northern Region: 537 centers - Central Region: 437 centers - Northeastern Region: 745 centers - Southern Region: 356 centers (Data as of December, 2023)	Department of Older Persons, Ministry of Social Development and Human Security
<b>2. Eldercare</b>	<b>Older persons and those with dependency received care according to the care plan:</b> - Number: 353,033 persons or 96.20% From a total of 366,976 older persons and those with dependency (Data for the fiscal year 2023)	Bureau of Elderly Health, Ministry of Public Health













Implementation	Details	Agency
	<p><b>Time Bank Program for Elder Care and Supporting an Ageing Society</b>  Objective: To support community participation, networks, and mutual assistance, enhancing interactions between communities and networks effectively.</p> <p>Implementation of the Time Bank Program in 80 Areas Includes:</p> <ul style="list-style-type: none"> <li>- Local Community Time Banks</li> <li>- BMA (Bangkok Metropolitan Administration) Time Banks</li> <li>- Time Banks in Organizations</li> <li>- Time Banks in Civil Society Networks and Youth</li> </ul> <p>(Data as of December, 2023)</p>	<p>Thai Health Promotion Foundation (ThaiHealth)  In collaboration with network partners</p>
	<p><b>An older person who registers as a volunteer in the Brain Bank</b>  supports volunteer qualifications for retirees (in the case of working in the public sector) and has no age limit (in the case of working in the private sector, civil society, and the general public) or is a person with clear knowledge, expertise, and experience in each field, such as education, arts and culture, religion, agriculture, social issues, community, labor, public relations, etc., to work with other networks in the area.</p> <ul style="list-style-type: none"> <li>- The number of older persons registered as volunteers in the Brain Bank is 5,617 (data collected from 2001 to January 31, 2024).</li> </ul>	<p>Office of the National Economic and Social Development Council, The Prime Minister's Office</p>
<p><b>3. Applying the wisdom of older persons to benefit society</b></p> 	<p><b>An older person registered in the Wisdom Bank</b>  promotes outstanding Wisdom Banks and Wisdom Banks that are registered to transmit knowledge to the general public, while also extracting and producing interesting knowledge clips for dissemination and public relations (one work per province).</p> <ul style="list-style-type: none"> <li>- The number of older persons registered in the Wisdom Bank is 34,212.</li> </ul> <p>(Data for the fiscal year 2023)</p>	<p>Department of Older Persons, Ministry of Social Development and Human Security</p>

Implementation	Details	Agency
	<p><b>Volunteers for the older person program (S.K.R.)</b> survey and accept older person volunteers, divided into three groups: retired officials, scholars, and general older persons, to act as instructors, provide academic knowledge, develop vocational skills, and offer short courses for knowledge exchange and experience sharing.</p> <ul style="list-style-type: none"> <li>- The number of older person volunteers is 30,000 persons.</li> </ul> <p>(Data as of June, 2023)</p>	Department of Learning Encouragement, Ministry of Education
	<p><b>Organizing and promoting lifelong education</b> to maintain the physical, mental, and cognitive abilities of older persons. Activities include developing life skills in four dimensions for older persons and the general public across 77 provinces: health, economics, environment and technology, and social aspects.</p> <ul style="list-style-type: none"> <li>- Participants totaled 262,423 persons.</li> </ul> <p>(Data as of September, 2023)</p>	Department of Learning Encouragement, Ministry of Education
<p><b>4. Building the capacity of older persons</b></p> 	<p><b>The project "Satisfaction Center Project: Reducing Age, Enhancing Life"</b> from December 19-21, 2023, aims to encourage older persons to live a happy, energetic, and skilled retirement, allowing them to enjoy a high-quality life in their later years.</p>	Department of Older Persons, Ministry of Social Development and Human Security
<p><b>5. Sports competition for older persons</b></p> 	<p><b>The "Phitsanulok Games" project</b> promotes sports and recreation for older persons. The Department of Physical Education, in collaboration with Phitsanulok Province, organized the 15th National Sports and Recreation Competition for Older Persons, known as the "Phitsanulok Games," from May 23-26, 2023. The event aims to encourage older persons to exercise widely through sports and recreation, improving their physical, mental, and emotional well-being, and ensuring they can enjoy a happy and interactive social life.</p>	Department of Physical Education, Ministry of Tourism and Sports

Implementation	Details	Agency
	<p>The competition featured 11 sports: athletics, 'woodball,' golf, pétanque, sepak takraw, dance sports, badminton, Thai chess, aerobics, Muay Thai, and football, as well as 1 recreational activity, a karaoke singing contest.</p> <ul style="list-style-type: none"> <li>- The event saw participation from 4,673 athletes and officials, 27,229 spectators at the venue, and 14,938 online viewers via Facebook Live from the Department of Physical Education, Ministry of Tourism and Sports. The project used a revolving fund of 40.2600 million baht.</li> </ul>	
<b>6. Legal aid</b> 	<p><b>Financial assistance for victims and defendants in criminal cases:</b></p> <ul style="list-style-type: none"> <li>- Number of applicants: 3,590 people (Data from October, 2021 to January, 2024)</li> </ul>	Rights and Liberties Protection Department, Ministry of Justice
	<p><b>Legal consultation requests through the Justice Clinic</b> include matters related to life and bodily harm, contract disputes (exchange), debt, inheritance, land law, property(ownership), property offenses (fraud), family issues, etc.</p> <ul style="list-style-type: none"> <li>- Number of older persons seeking assistance: 4,093 cases (Data as of December, 2023)</li> </ul>	Rights and Liberties Protection Department, Ministry of Justice
	<p><b>Financial assistance for victims and defendants in criminal cases according to the Compensation for Victims and Compensation and Expenses for Defendants in Criminal Cases Act B.E. 2544 (2001), as amended (No. 2) B.E. 2559 (2016):</b></p> <ul style="list-style-type: none"> <li>- Older persons who applied for assistance as victims: 1,660 people; as defendants: 40 people.</li> <li>- Older persons considered as victims: 1,642 people; as defendants: 33 people.</li> <li>- Older persons approved for payment as victims: 1,074 people; as defendants: 8 people.</li> <li>- Total amount of financial assistance provided: 64.7500 million baht for victims; 2.4200 million baht for defendants. (Data as of December, 2023)</li> </ul>	Rights and Liberties Protection Department, Ministry of Justice

Implementation	Details	Agency
	<b>Assistance in handling complaints:</b> <ul style="list-style-type: none"> <li>- Older persons who received help with complaints: 101 cases (Data as of January, 2024)</li> </ul>	Rights and Liberties Protection Department, Ministry of Justice
	<b>Legal consultation assistance:</b> <ul style="list-style-type: none"> <li>- Older persons who received legal consultations: 9,407 people (Data as of January, 2024)</li> </ul>	Rights and Liberties Protection Department, Ministry of Justice
	<b>Assistance through the Justice Fund:</b> Older persons who received services through the Justice Fund: <ul style="list-style-type: none"> <li>- Temporary release requests for suspects or defendants: 351 people</li> <li>- Assistance with legal proceedings: 1,697 people</li> <li>- Assistance for victims of human rights violations or those affected by such violations: 2 people</li> <li>- Support for projects providing legal education to the public: 78 people (Data as of January, 2024)</li> </ul>	Office of Justice Fund, Office of The Permanent Secretary, Ministry of Justice
<b>7. Senior Citizen discounts for purchases</b> 	<b>Department of National Parks, Wildlife, and Plant Conservation:</b> <ul style="list-style-type: none"> <li>- Older persons received service fee exemptions when entering wildlife sanctuaries or hunting prohibited areas: 859,726 people</li> </ul> <b>Department of Marine and Coastal Resources:</b> <ul style="list-style-type: none"> <li>- Older persons received exemptions from entrance fees at marine animal display facilities in Phuket: 6,051 people</li> </ul> <b>Department of Mineral Resources:</b> <ul style="list-style-type: none"> <li>- Older persons received exemptions from entrance fees to the Phu Kum Khao Dinosaur Fossil Site, Sahatsakhan District, Kalasin Province: 33,450 people</li> </ul> <b>The Zoological Park Organization of Thailand under the Royal Patronage:</b> <ul style="list-style-type: none"> <li>- Older persons received exemptions for zoo visits nationwide: 102,453 people</li> </ul>	Ministry of Natural Resources and Environment



Implementation	Details	Agency
	<p><b>Forest Industry Organization:</b></p> <ul style="list-style-type: none"> <li>- Older persons received exemptions from entrance fees at the National Elephant Institute (Thai Elephant Conservation Center), Lampang Province: 2,164 people</li> </ul> <p><b>Botanical Garden Organization:</b></p> <ul style="list-style-type: none"> <li>- Older persons received exemptions from admission fees at all botanical gardens under the Botanical Garden Organization: 41,516 people</li> </ul> <p>(Data as of December, 2023)</p>	
<p><b>8. Preparedness for an ageing society</b></p> 	<p><b>Efforts are driven through health district committees for older persons:</b></p> <ul style="list-style-type: none"> <li>- Addressing issues related to supporting an ageing society, promoting monks' well-being, and preparing for an ageing society. Initiatives focus on older persons' health and well-being.</li> </ul> <p><b>Efforts are also driven through provincial health assembly committees to support an ageing society:</b></p> <ul style="list-style-type: none"> <li>- In 8 provinces: Lampang, Phetchabun, Nakhon Sawan, Phichit, Kanchanaburi, Ubon Ratchathani, Phuket, and Trang.</li> </ul> <p>(Data for the fiscal year 2023)</p> <p><b>The Center for Preparing for an Ageing Society, managed by LAO, operates in 10 locations</b> (Note: TAO denotes Tambon Administrative Organization.)</p> <ol style="list-style-type: none"> <li>1) The TAO of Bo Hin in collaboration with the Bo Hin Community Organization Council, Sangkao District, Trang Province</li> <li>2) The TAO of Bang Duan, Palian District, Trang Province</li> <li>3) The TAO of Bo Phloi, Bo Phloi District, Kanchanaburi Province</li> <li>4) The Municipal Office of Sai Yok, Kanchanaburi Province</li> <li>5) The TAO of Bung Wai, Warin Chamrap District, Ubon Ratchathani Province</li> </ol>	<p>National Health Commission Office, The Prime Minister's Office</p> <p>National Health Commission Office, The Prime Minister's Office</p>

Implementation	Details	Agency
	6) The TAO of Non, Warin Chamrap District, Ubon Ratchathani Province 7) The TAO of Khu Mueang, Warin Chamrap District, Ubon Ratchathani Province 8) The TAO of Wat Kwang, Phon Thale District, Phichit Province 9) The TAO of Ban Na, Wichiraburi District, Phichit Province 10) The TAO of Lam Prada in collaboration with the Lam Prada Older Persons Club, Bang Mun Nak District, Phichit Province (Data for the fiscal year 2023)	
	<b>The National Health Commission (NHC)</b> collaborated with network partners to promote local health charters on ageing society issues, totaling 12 charters. The development of health charters to support an ageing society includes meetings to build understanding with local areas, and drafts are being developed for 62 locations. (Data for the fiscal year 2023)	National Health Commission Office, The Prime Minister's Office
	<b>A guide for developing participatory public policies to prepare for an ageing society at the local level: 1 edition</b> (Data for the fiscal year 2023)	National Health Commission Office, The Prime Minister's Office
	<b>Network partners received capacity building in the process of developing participatory public policies for preparing for an ageing society at the local level: 210 people</b> (Data for the fiscal year 2023)	National Health Commission Office, The Prime Minister's Office
	<b>Pre-Retirement Planning Seminar:</b> A training seminar was organized for employees of National Telecom Public Company Limited who are about to retire in 2026, with a total of 565 participants. (Data for the fiscal year 2023)	Department of Older Persons, Ministry of Social Development and Human Security



## 3.5 Legal Dimensions


Table 24: Legal dimensions of activities related to older persons in Thailand



Implementation	Details	Agency
<p><b>1. Announcement of the guidelines for the disbursement of the Older Persons' Subsidy by Local Administrative Organizations (LAO) 2023</b></p> 	<p>The Royal Gazette, Volume 140, Special Edition 192 Ngor, dated August 11, 2023, published the Ministry of Interior's regulations on the criteria for disbursing the Older Persons' Subsidy by LAO 2023, signed by General Anupong Paochinda, Minister of the Ministry of Interior.</p> <p><b>Key Points of This Regulation:</b></p> <p><b>Section 4:</b> In this regulation, “older person” refers to an individual who is 60 years of age or older. “Living allowance” refers to money provided by the state to older persons according to the law for their livelihood.</p> <p><b>Section 1:</b> Eligibility for Receiving the Living Allowance</p> <p><b>Item 6:</b> Eligibility for receiving the Older Persons' Subsidy requires the following qualifications:</p> <ul style="list-style-type: none"> <li>- Must be a Thai citizen</li> <li>- Must be registered in the household register within the LAO area</li> <li>- Must be 60 years of age or older and have confirmed their right to receive the Older Persons' Subsidy from LAO</li> <li>- Must have no income or insufficient income for livelihood as specified by the law concerning older persons</li> </ul>	<p>Ministry of Interior</p> 

Implementation	Details	Agency
	<p><b>Section 5, Item 14</b> states that the rights of individuals receiving the Older Persons' Subsidy under this regulation will terminate in the following cases:</p> <ul style="list-style-type: none"> <li>(1) Death</li> <li>(2) Loss of eligibility according to Section 6</li> <li>(3) Submission of a written notification to LAO relinquishing the right to receive the Older Persons' Subsidy</li> </ul> <p>If the right to receive the Older Persons' Subsidy terminates as mentioned in the first paragraph, the local administrator or the designated person must verify the facts before suspending the payment of the Older Persons' Subsidy to the individual concerned.</p> <p>If an older person who is not eligible for the Older Persons' Subsidy has received the subsidy in good faith, the local officials must verify the facts before reporting to the local administrator to suspend further payments of the Older Persons' Subsidy, while exempting the recovery of the subsidy already received.</p> <p>Additionally, in the transitional provisions, Item 17 states that older persons who were registered and receiving the Older Persons' Subsidy from LAO prior to the enforcement date of this regulation will continue to be entitled to receive the subsidy. Any actions taken before the enforcement date of this regulation that are in line with the intent of this regulation will be considered compliant with the new regulation.</p>	



Implementation	Details	Agency
<p><b>2. Announcement from the Ministry of Social Development and Human Security (MSDHS) on Supporting Funeral Assistance for Traditional Practices (Version 2)</b></p> 	<p>The Royal Gazette, Volume 140, Special Edition 227 Ngor, dated September 15, 2023, published the MSDHS announcement on support for funeral arrangements according to tradition (Version 2), signed by Mr. Juti Krairerk, Minister of MSDHS.</p> <p><b>Key Points of This Announcement:</b></p> <p>Item 5: For the support of traditional funeral arrangements, the older person who has passed away must meet the following criteria:</p> <ul style="list-style-type: none"> <li>(1) Be 60 years of age or older</li> <li>(2) Be a Thai citizen</li> <li>(3) Be an older person who is eligible under the state welfare registration program or a similar welfare program with a different name, or be an older person certified by the district director, district chief, village headman, municipal mayor, TAO chairman, Pattaya mayor, or community leader as meeting the qualifications of the program, as specified by the Director-General of the Department of Older Persons</li> </ul> <p>Older persons residing in social welfare development centers, shelters, care facilities, protection centers, or any state or LAO-operated facilities providing similar services and arranging funerals according to tradition by foundations, associations, temples, mosques, or churches are also eligible for support for traditional funeral arrangements.</p>	<p>Ministry of Social Development and Human Security</p> 

Implementation	Details	Agency
<p><b>3. Announcement of the Department of Older Persons Regulations on Family Foster Care Protection for Older Persons</b></p> 	<p>The Royal Gazette, Volume 140, Special Edition 227 Ngor, dated September 15, 2023, published the regulation from the Department of Older Persons regarding the protection of older persons through family foster care, signed by Ms. Ramrung Worawat, Director-General of the Department of Older Persons.</p> <p><b>Key Points of This Regulation:</b></p> <p>The MSDHS, through the Department of Older Persons, has implemented measures to respond to the needs of older persons who prefer to stay with family, community, and society. Under the Department's regulation on family foster care protection for older persons 2023, financial support will be provided to relatives or community members who leave their jobs to care for "vulnerable older persons with no one to care for them," to prevent these older persons from having to enter social welfare development centers. This project will begin in May 2024.</p> <p>According to the regulation, “family foster care” means:</p> <ul style="list-style-type: none"> <li>• Individuals or families authorized by the Director-General or the provincial governor, as applicable, to be a foster family for older persons who are impoverished and have no caregivers or whose caregivers are unable to provide care.</li> <li>• For protection under this regulation, older persons must consent in writing according to the format specified by the Director-General.</li> <li>• If an older person is unable to provide consent, a social worker must collect the facts and present recommendations to the committee responsible for requesting protection, allowing for only one older person to be requested at a time.</li> <li>• If more than one older person is to be cared for, reasons and the necessity for caring for more than one older person must be specified.</li> </ul>	<p>Ministry of Social Development and Human Security</p>

Implementation	Details	Agency
	<p>Requirements for those wishing to become a foster family include:</p> <ul style="list-style-type: none"> <li>• Thai citizenship</li> <li>• Age of at least 18 years old</li> <li>• For individuals under 18 years old who are ready and capable in eldercare, consideration may be given on a case-by-case basis by the committee</li> <li>• A stable residence within the same area as the older person</li> <li>• Consent from all family members that they are “prepared to protect the older person”</li> <li>• Not being a suspect in a criminal case and not under investigation by law enforcement or undergoing trial by the court</li> </ul> <p>To apply to be a foster family, you must "submit a request in the format specified by the Director-General" at the one of the following locations:</p> <p><b>If a resident of Bangkok:</b></p> <ul style="list-style-type: none"> <li>• BMA (Bangkok Metropolitan Administration):</li> <li>• Department of Older Persons</li> <li>• Social Welfare Development Center for Older Persons, Bang Kae</li> <li>• Agency designated by the Director-General</li> </ul> <p><b>If a resident of a province other than Bangkok:</b></p> <ul style="list-style-type: none"> <li>• Provincial Social Development and Human Security Office</li> <li>• Social Welfare Development Center for Older Persons in the province</li> </ul> <p>The Department of Older Persons provides financial assistance to foster families of 2,000 baht per older person per month. "Unless there are necessary and appropriate reasons," the assistance may be increased to a maximum of 3,000 baht per older person per month.</p>	

## 3.6 Policy advocacy and further information about older persons

In FY 2023, the Thai government allocated a total budget of 90,583.2355 million baht for the implementation of programs related to older persons. The budget is divided into three areas: Older Persons Welfare Budget: 89,675.0527 million baht. Integration Budget for Preparing to Support an Ageing Society: 448.6718 million baht. Ministry or Agency Expenditure Budget (Function Budget): 459.5110 million baht.

**Overall Budget for Older Persons**  
**90,583.2355 million baht**

**for FY 2023**



**Welfare & services**  
**89,675.0527**  
 million baht

- Old-age allowances **87,580.0812 million baht**  
 Dept. of Local Administration Support 71,407.5360  
 Bangkok Metropolitan Administration 7,026.4584  
 Pattaya City 96.2028  
 City municipality 3,139.6824  
 Town municipality 5,910.2016
- Welfare Fund for Dependent Older Persons  
**1,265.6500 million baht**
- Funereal Subsidy for Older Persons  
**319.0650 million baht**
- Welfare for the Destitute Older Persons  
**37.5000 million baht**
- Support for Older Persons Social Welfare Centers  
**68.5565 million baht**
- Older Persons Fund **70.0000 million baht**
- National Savings Fund **334.2000 million baht**



**Integrated budget:  
Preparing for  
an Ageing Society**  
**448.6718**  
million baht

- The Government Public Relations Department **3.2695**
- Department of Older Persons **268.7154**
- National Health Commission Office **6.1485**
- Community College **5.0000**
- Naresuan University **1.0000**
- National Science and Technology Development Agency **19.7150**
- Digital Economy Office **27.2850**
- Department of Employment **8.0784**
- Department of Labor Protections and Welfare **3.5914**
- Office of the Permanent Secretary, MOPH **16.4141**
- Department of Medical Services **19.5800**
- Department of Thai Traditional and Alternative Medicine **1.0000**
- Department of Health Service Support **1.0522**
- Department of Mental Health **9.0850**
- Department of Health **58.7373**



**Function Budget**  
**459.5110**  
million baht

- Ministry of Social Development and Human Security (Department of Older Persons) **158.5855**
- Ministry of Tourism and Sports **13.8500**
- Ministry of Labor **6.4381**
- Ministry of Public Health **6.0330**
- Ministry of Education **30.1150**
- Ministry of Higher Education, Science, Research and Innovation **232.7585**
- Ministry Agriculture and Cooperatives **4.4200**
- Thai Red Cross Society **7.3109**



**Figure 43** Overall Budget for Older Persons for FY 2023  
Source: Department of Older Persons, 2023

## 3.7 Outstanding Older Person Projects by Local Administrative Organizations

The Local Administrative Organizations (LAOs) with outstanding performance in 2023 in the development and promotion of quality of life for older persons have a total of 57 projects. You can view all the details by scanning the following QR Code.



**Outstanding Older  
Person Projects by  
Local Administrative  
Organizations**

4

# Highlighted Situation in 2023

The results of a general election for member of the House of Representatives on May 14, 2023. The cabinet members were older persons, accounting for

68%



The national Artists for the Year 2023

12

are older persons



The Ministry of Public Health has declared the year 2023 as the "Year of Thai Ageing Health"



To ensure that older persons receive systematic and comprehensive care

Recognition of the National Older Person, National Artists, Venerable Figures, National Older Person Assembly Resolutions on Ageing Society, General Elections of Members of Parliament, Thai Ageing Health Year, Older Persons Health Promotion Center, Time Bank, and Innovations for Older Persons are prominent events related to Thai older persons that have occurred over the past year. These events reflect the strength, value, and participation of the elderly in Thai society.

## 4.1 National Older Person: 2023

The National Commission on Older Persons, through the sub-committee responsible for selecting exemplary elderly individuals in society, has reviewed and announced **"Mr. Prayong Ronnarong"** as National Older Person for 2023.



“Connecting the experiences of older persons with the younger generation is very important. From my own experience, I found that when we combine older persons with the younger generation with academic knowledge, and modern technology in any project or activity, success and high efficiency are almost guaranteed. Therefore, I believe that policies must foster relationships among these three groups. Relying solely on experience or wisdom is insufficient because the current situation has changed significantly from the past. Relying only on academic knowledge is risky, and using technology inappropriately can also be risky. All three elements are needed to achieve considerable progress.”

**Mr. Prayong Ronnarong**

Figure 44 National Older Person - 2023



## Short Biography

**Born** August 24, 1937

**Residence** Nakorn Si Thammarat

**Family** Married to Naeb Ronnarong,  
with a total of 5 children

**Education** Completed primary education up to Grade 4  
at Ban Na School, Nakacha Sub-district,  
Chawang District, Nakhon Si Thammarat Province.

Received honorary degrees at various levels from several institutions:

- Honorary Bachelor's Degree from Rajamangala University of Technology Srivijaya
- Honorary Master's Degree from Ramkhamhaeng University  
and Kasetsart University
- Honorary Doctorate Degree from Thammasat University, Prince of Songkla  
University, Thaksin University, Walailak University, Nakhon Si Thammarat  
Rajabhat University, and the National Institute of Development Administration  
(NIDA).



## Achievements

1. Founder of the Rubber Plantation Farmers Group, Mai Riang Sub-district,  
serving as Manager and President of the group.
2. Founder and President of the Mai Riang Community Study and Development Center.
3. Chairman of the Yomna Network.
4. Leader in creating the Mai Riang Community Master Plan, Chawang District,  
Nakhon Si Thammarat Province.
5. Leader in creating the Thai Rubber Development Master Plan, People's Edition.
6. Member of the National Committee on Local Community Leaders, Office of the Prime Minister.
7. Advisor to the National Security Council and the Reconciliation Committee.
8. Member of the National Legislative Assembly.

## Awards

1. Magsaysay Award for Community Leadership, 2004.
2. National Outstanding Person Award, 2006.
3. National Agricultural Sage Award in the Community Leader Category, 2009.



## 4.2 National Artists

Since the announcement of the National Artists for the Year 2023 occurred after the publication of the "Report on the Situation of Thai Older Persons: 2023," this report presents information about the National Artists for 2022, which was not included in the "Report on the Situation of Thai Older Persons: 2022. For the same reason, the report indicates that all the National Artists for 2022 are older persons.

### 4.2.1 National Artists 2022 in the Visual Arts Category (4 individuals)



(1) Professor Emeritus Pissanu Supanimith  
(1948 - present)  
Field: Visual Arts (Printmaking)



(2) Mr. Jettakumjon Promyothee  
(1942 - present)  
Field: Visual Arts (Urban Architecture)



(3) Mr. Direk Sitthikan  
(1955 - present)  
Field: Visual Arts (Silver and Metal Engraving)



(4) Mr. Ruekrit Kaewwichian  
(1937 - present)  
Field: Visual Arts (Interior Architecture  
and Decorative Arts)

Figure 45 National Artist of the Year 2022 in the Visual Arts Category

## 4.2.2 National Artists 2022 in the Literacy Arts Category (2 individuals)



(1) Professor Krik Yoonpan  
(1959 - present)  
Field: Literary Arts



(2) Mr. Boonteuan Sriworapot  
(1955 - present)  
Field: Literary Arts



Figure 46 National Artist of the Year 2022 in the Literacy Arts Category



### 4.2.3 National Artists 2022 in the Performing Arts Category (6 individuals)



(1) Mrs. Nopparat Supakan Wangnaitham  
(1937 - present)  
Field: Performing Arts  
(Classical Dance)



(2) Mr. Somchai Thapporn  
(1948 - present)  
Field: Performing Arts  
(Thai Music - Vocal Performance)



(3) Mrs. Ratree Srivilai Bongsitthiporn  
(1952 - present)  
Field: Performing Arts  
(Modernized Mor Lam)



(4) Mr. Thongchai McIntyre  
(1958 - present)  
Field: Performing Arts  
(Thai Contemporary Music - Vocal Performance)



(5) Mr. Somtow Sucharitkul  
(1952 - present)  
Field: Performing Arts  
(International Music - Contemporary Composition)



(6) Mr. Pradit Prasatthong  
(1960 - present)  
Field: Performing Arts  
(Contemporary Drama)

Figure 47 National Artist of the Year 2022 in the Performing Arts Category

## 4.3 Eminent Persons

For this distinction, a total of 15 older persons were selected by the Ministry of Culture, as follows:

### 4.3.1 Eminent Persons in Thai Language



**Professor Emeritus  
Dr. Siraporn Na Thalang**



**Professor Emeritus  
Atchara Chiwaphan**



**Distinguished Professor  
Dr. Choltira Satyawadhana**



**Associate Professor  
Ingaorn Suphannawinch**



**Figure 48** Eminent Figures in Thai Language

### 4.3.2 Distinguished Users of Thai Language

Out of a total of 11 individuals, 5 are elderly persons.



**Ms. Klairung Amaradit**



**Associate Professor  
Suwanee Prakaew**



**Mr. Apichart Intaravisit**



**Mr. Vithoon Trairattanawong**



**Mr. Chaaem Kaewklai**

**Figure 49** Outstanding Users of Thai Language



### 4.3.3 Distinguished Regional Thai Language Users



Mrs. Pojanee Pengplian



Mrs. Ueangkhum KhamsanSai



Mr. Chaichuen KhamdaengYodtai



Mrs. Tawee Butrtiw



Major Chalong Jittrong



Mrs. Kaesorn Saensak



Figure 50 Outstanding Users of Regional Thai Language

## 4.4 National Assembly Resolutions Supporting an Ageing Society

On April 4, 2023, a national assembly for older persons addressing the ageing society in 2023 was held with the concept of **"Effective Integration for an Ageing Society."** This assembly was the result of collaboration between two assemblies: the National Assembly for Older Persons and the Special Policy Assembly on Ageing Society. Government agencies, the private sector, and civil society networks participated in expressing opinions and exchanging knowledge to inform public policy for older persons.

The National Assembly for Older Persons addressing the ageing society reviewed and resolved to propose the concept of "Effective Integration for an Ageing Society" with three resolutions, as follows:

### Resolution 1



Management of the Integrated Plan for Effective Preparation for an Ageing Society

Propose policies to the Department of Older Persons, local administrative organizations (including Bangkok and Pattaya), the Association of the National Council of Older Persons of Thailand, the network of the National Assembly of Older Persons, and relevant agencies and partners in government, private, and civil society sectors.

### Resolution 2



Development of Systems and Mechanisms for Integrating Social and Health Services for the Development of Older Persons in Thailand

Set strategic issues (agenda) for integrating social and health services for the development of older persons in Thailand, at the ministry, department, and provincial levels. Design, test, and develop models for integrating social and health service systems and integrate social and health service delivery at the local level.

### Resolution 3



Technology and Innovation to Support an Ageing Society

Enhance the ability of older persons to access, use, and be aware of threats from technology and digital platforms. Integrate data on older persons to drive multidimensional work and promote the development of innovations for an ageing society by integrating knowledge.

For detailed results of the National Assembly of Older Persons on Ageing Society 2023, titled 'Effective Integration for Supporting an Ageing Society,' please scan the following QR Code.



## 4.5 Election of Members of the House of Representatives

On May 14, 2023, a general election for members of the House of Representatives was held. Several political parties had policies related to older persons, focusing primarily on increasing the income support provided to older persons (see figure below).



**Figure 51** Political Party Policies on Older Person Issues in the 2023 Election

Source: Department of Older Persons. Data as of March 30, 2023



After the general election on May 14, 2023, the results were certified and the new government was formed. The data reveals that, out of a total of 34 positions, including the Prime Minister, Ministers, and Deputy Ministers, 23 were older persons, accounting for 68%.

■ Table 25: List of Thai Cabinet members age 60 years or older

	List and position
1	<b>Mr. Srettha Thavisin</b> Prime Minister and Minister of Finance (Age 61)
2	<b>Mr. Phumtham Wechayachai</b> Deputy Prime Minister and Minister of Commerce (Age 70)
3	<b>Mr. Somsak Thepsuthin</b> Deputy Prime Minister (Age 69)
4	<b>Mr. Panpree Phahitthanukorn</b> Deputy Prime Minister and Minister of Foreign Affairs (Age 65)
5	<b>Police General Patcharawat Wongsuwan</b> Deputy Prime Minister and Minister of Natural Resources and Environment (Age 74)
6	<b>Mr. Peeraphan Salirathavibhaga</b> Deputy Prime Minister and Minister of Energy (Age 65)
7	<b>Mrs. Phongpech Chunlalee</b> Minister Attached to the Prime Minister's Office (Age 65)
8	<b>Mr. Sutin Klungsang</b> Minister of Defense (Age 62)
9	<b>Mr. Kritsada Chinawicharana</b> Deputy Minister of Finance (Age 60)
10	<b>Mr. Chaiya Phromma</b> Deputy Minister of Agriculture and Cooperatives (Age 64)
11	<b>Mr. Anucha Nakhasai</b> Deputy Minister of Agriculture and Cooperatives (Age 63)
12	<b>Mr. Suriya Jungrungreangkit</b> Minister of Transport (Age 69)

















	List and position
13	<b>Mr. Prasert Chanruangthong</b> Minister of Digital Economy and Society (Age 63)
14	<b>Mr. Napintorn Srisampan</b> Deputy Minister of Commerce (Age 64)
15	<b>Mr. Kriang Kaltinan</b> Deputy Minister of Interior (Age 68)
16	<b>Mr. Songsak Thongsri</b> Deputy Minister of Interior (Age 65)
17	<b>Mr. Chada Thaiset</b> Deputy Minister of Interior (Age 62)
18	<b>Police Colonel Thavee Sodsong</b> Minister of Justice (Age 64)
19	<b>Mr. Pipat Ratchakitprakarn</b> Minister of Labor (Age 68)
20	<b>Mr. Sermsak Pongpanit</b> Minister of Culture (Age 77)
21	<b>Police General Permpoon Chidchob</b> Minister of Education (Age 63)
22	<b>Mr. Cholnan Srikaew</b> Minister of Public Health (Age 62)
23	<b>Mr. Santi Prompat</b> Deputy Minister of Public Health (Age 68)

**Policy Statement of the Cabinet** Prime Minister Mr. Srettha Thavisin addressed the Parliament regarding policies related to older persons. The government will implement policies to enhance the quality of life, ensure safety, uphold dignity, and bring pride to all Thai citizens. The government emphasizes equality for all groups, including vulnerable groups, persons with disabilities, older persons, and ethnic minorities. It will ensure that these groups are treated with honor and dignity, have employment, income, and improved quality of life through "state welfare."

## 4.6 "2023" Year of Thai Ageing Health

The Ministry of Public Health has declared the year 2023 as the "Year of Thai Healthy Ageing" to ensure that older persons receive systematic and comprehensive care. The MOPH will provide services and distribute health care materials for older persons across the country as a year-long gift throughout 2023. The service units and staff under the Ministry of Public Health will carry out the following actions:

- 1) **Health Screening for Older Persons:** Screening for 9 health areas using the Blue Book application, which can reach over 8.1 million older persons. Services and benefits provided include: Vaccinations against diphtheria and tetanus every 10 years. Assessment of daily living abilities (ADL). Measurement of body mass index and blood pressure. Blood tests for diabetes screening. Screening for risk factors for heart disease and stroke. Depression screening. Screening for colorectal cancer. Fluoride application.
- 2) **Older Person Clinics:** Establishing 853 older person clinics in hospitals at all levels, providing medical benefits for older persons, including outpatient and inpatient care. Coverage includes high-cost treatments such as cancer, heart disease, knee replacement surgery, cataract surgery, and chronic diseases requiring ongoing care like diabetes, hypertension, and high cholesterol. Benefits are also provided for older persons with dependency requiring long-term care.
- 3) **Provision of Essential Living Materials:** Eyeglasses: 481,833 pieces (target: 500,000 pieces). Adult diapers: 23,400,850 pieces (target: 5,000,000 pieces). Dentures for older persons: 54,126 cases (target: 36,000 cases). Dental implants for older persons: 1,661 cases (target: 3,500 cases).

		 
 <p><b>Benefit Treatment</b> (in and out patient)</p>	<p>•• <b>Additional benefits</b> ••</p> <ul style="list-style-type: none"> <li> Diphtheria/tetanus vaccine</li> <li> screening for depression</li> <li> Assessment for ability to perform ADL</li> <li> Screening for colon cancer</li> <li> Screening for BMI and blood pressure</li> <li> Fluoride treatment</li> <li> Screening for diabetes</li> <li> Screening for risk factors for cardiovascular disease</li> </ul>	<p>•• <b>Provision of necessary materials and equipment:</b> ••</p> <ul style="list-style-type: none"> <li> <b>500,000 pairs of eyeglasses</b> for older persons with impaired vision, funded by the local health security fund.</li> <li> <b>5,000,000 pieces of adult diapers,</b> absorbent pads, and booster pads for older persons with urinary and fecal incontinence or an ADL score of 0-6, funded by the long-term care fund, local health security fund, and/or provincial rehabilitation fund.</li> <li> <b>Dentures for 36,000 individuals</b> <b>Dental implants for 3,500 individuals:</b> <ul style="list-style-type: none"> <li>- Dentures for individuals who have lost all their teeth or have lost more than 16 teeth, under the National Health Security scheme.</li> <li>- Dental implants for individuals with full dentures that are loose or not fitting well, under the National Health Security scheme.</li> </ul> </li> </ul>
 <p><b>Benefit Long-term care</b> (for dependent older persons)</p>		

**Figure 52** 2023: The Year of Thai Health **Source:** Department of Health, Annual Report: 2023

## 4.7 Center for Health and Well-being Promotion for Older People: CHWPOP

### Faculty of Nursing, Chulalongkorn University



The Faculty of Nursing at Chulalongkorn University has launched the “Center for Health and Well-being Promotion for Older People” (CHWPOP) to fully support an ageing society. The center was officially opened on Thursday, December 28, 2023, on the 10th floor of the Boromrajchonnani Si Satpattana Building. It aims to provide health promotion services, support self-care, delay deterioration, and offer advice and demonstrations on self-care with a focus on older persons. The target group includes older persons who are frail, experiencing muscle weakness, feeling tired, weak, walking slowly, losing weight, and having reduced physical activity in daily life. Additionally, the center will serve as a training hub for healthcare professionals and caregivers of older persons and as a research center on older persons.

**The Center for Health and Well-being Promotion for Older People** at the Faculty of Nursing, Chulalongkorn University is open from Wednesday to Friday, 08:00 AM to 04:00 PM. For more information or to access services, please contact Ms. Nittayata Kleblamduan at 0-2218-1346.

## 4.8 Time Bank

The Thai Health Promotion Foundation (ThaiHealth), in collaboration with its network partners, has established time banks in various locations with the purpose of using time banks as a mechanism to assist and care for older persons and support an ageing society.

The concept of a time bank is based on the idea that every person has value, skills, and experiences that can be exchanged and used to help one another. The operational mechanism of a time bank works as follows: When a member contributes time as a “service provider,” the time they spend is accumulated, similar to depositing money into a bank account. In the future, when that member needs to be a “service recipient” — such as for skill enhancement, experience exchange, or assistance in any form — they can “withdraw” the time they have previously accumulated according to the principle of “time for time.” This means that members will receive care and assistance based on the amount of time they have previously given to others.

Time banks have been established in over 80 locations in Thailand, including: **Community Time Banks:** 48 locations, such as the time bank in Chomphu Subdistrict, Saraphi District, Chiang Mai, and the time bank in Khao Krok Phumma Community, Phu Khao Thong Subdistrict, Nakhon Sawan. **Bangkok Time Banks:** Includes 6 urban community time banks across 28 communities, such as Phasi Charoen Time Bank, Borvor 11 Communities Time Bank, and Samphanthawong Time Bank. **Organizational Time Banks:** Includes the time bank at Public Health Center 56 Thap Charoen. **Civil Society and Youth Networks:** Examples include the Pan Suk Time Bank Network and Young Happy Network. Many locations have successfully and continuously operated their time banks, fostering community involvement, mutual assistance, especially for older persons, and enhancing community and network interactions effectively.





## 4.9 Innovations for older persons

The National Science and Technology Development Agency (NSTDA) and the National Metal and Materials Technology Center (MTEC) have developed several innovations for older persons. Additionally, they are ready to transfer these technologies to interested parties for further production and distribution, enabling older persons and caregivers to use them in daily life. This initiative aims to enhance the quality of life for older persons. Examples of these innovations include:

### 1) Rachel: Muscle-Enhancing Bodysuit to Assist Seniors with Mobility

The innovation of a muscle-enhancing bodysuit, controlled by an Artificial Intelligence (AI) system, features two types of synthetic muscles working in unison to support and boost muscle movement without replacing the function of muscles that are still functioning well. This design helps maintain muscle strength for as long as possible, allowing older persons to safely perform daily activities.

The bodysuit, named **"Rachel,"** is made from a lightweight material that is well-ventilated, making it easy to wear and remove. It can be worn instead of or over regular underwear. The charging device is user-friendly, enabling older persons to easily remove and install it themselves.



**Figure 53** Rachel: Muscle-Enhancing Bodysuit to Assist Seniors with Mobility

**Source:** [https://www.nstda.or.th/home/news\\_post/sci-update-rachel/](https://www.nstda.or.th/home/news_post/sci-update-rachel/)

## 2) Gunther Bath: Prevents Falls with Assistance

"Gunther Bath" is designed specifically for use in bathrooms, focusing on two main principles: utilizing technology suitable for the environment and controlling production costs.



The system operates by using sensors to detect the posture of older persons in the bathroom. If it detects a fall, sudden collapse, or an unconscious person on the floor, it will alert the caregiver within seconds. Additionally, caregivers can send voice messages through an application to communicate with the person in distress via a speaker installed in the bathroom, providing guidance on first aid or other necessary instructions.

**Figure 54** Gunther Bath: Prevents Falls with Assistance

**Source:** <https://www.sciencepark.or.th/th/innovation-update/1380/nstda-gunther-bath/>

## 3) Ross: Back Support Bodysuit

The Back Support Motion-Assist Exosuit is designed to address lower back pain caused by improper lifting techniques or heavy physical exertion. It is ideal for healthcare professionals, caregivers of older persons, or individuals who regularly lift heavy objects. The design considers cost-effectiveness, using entirely domestic materials to keep the price accessible.

The suit operates by providing support at four key muscle areas: the chest, back, waist, and thighs. Once worn and adjusted for a snug fit, the suit helps guide the user to lift objects with proper posture, specifically using a squat technique. This involves bending the knees, keeping the back straight, tightening the abdominal muscles, and using the arms and thighs to lift. The suit prevents lifting with a bent back, which can cause muscle injuries.



**Figure 55** Ross: Back Support Bodysuit **Source:** [https://www.nstda.or.th/home/news\\_post/sci-update-ross/](https://www.nstda.or.th/home/news_post/sci-update-ross/)

#### 4) Nirand–Eldercare Center Management System

The **"Nirand"** Elderly Care Center Management System is designed to address issues related to the shortage of caregivers or inadequate care. It helps elderly care centers efficiently organize activities and services. The system stores essential information about older persons, enabling staff to monitor and analyze the health of each individual appropriately.

The system provides an overall summary of the center and categorizes older persons into groups. It also offers a variety of health assessment tools, such as those for evaluating daily living activities, dementia, and depression. These tools help in timely tracking and addressing changes in the condition of the older persons.

##### Key features of the technology

1. The system provides an overview of the organization in graphical form.
2. It facilitates care planning, setting goals, and organizing activities for older persons.
3. It includes assessment tools for evaluating the health, mental, and social aspects of older persons.
4. The system can connect with external devices, such as health check kiosks for older persons and meal planning systems tailored for their needs.



**Figure 56** Nirand–Eldercare Center Management System

**Source:** [https://www.thailandtechshow.com/view\\_techno.php?id=1733](https://www.thailandtechshow.com/view_techno.php?id=1733)

#### 5) Joey: Alert Bed



**Figure 57** Joey: Alert Bed

**Source:** <https://www.mtec.or.th/joey/>

The "Alert Bed" helps encourage older persons to get up, stand, and walk, preventing prolonged bed rest. It incorporates artificial intelligence to analyze health conditions and prevent health risks. The bed mechanism can adjust the position from "lying down" to "sitting" or "ready to stand," designed to be safely operated by older persons themselves, thereby reducing the risk of falls.



## 6) Akiko: Sensory and Memory-Stimulating Blanket


This is a specially designed blanket that stimulates sensory perception and memory for older persons and dementia patients. This innovation integrates multidisciplinary knowledge, including medicine, nursing, design, and engineering. The blanket has a soft texture and patterns and can include family photos, images of friends, or familiar scents, providing comfort and relaxation for both body and mind, reducing anxiety. Additionally, the blanket is made from Thai fabrics, supporting local community income.



**Figure 58** Akiko: Sensory and Memory-Stimulating Blanket

Source: <https://www.mtec.or.th/akiko-cloth/>

## 7) MONICA: Brain-Stimulating Game for Older Persons



**Figure 59** MONICA: Brain-Stimulating Game for Older Persons

Source: <https://www.mtec.or.th/monica/>

The system includes game software and hardware with large buttons, a button base, a lap cushion, and a handle for wireless control. It uses simple images or icons for easy recognition by older persons. The large, easy-to-press buttons are comfortable to hold, and the lap cushion is designed to fit the body of older persons, allowing stable placement on the lap and reducing fatigue. This system helps older persons exercise their brains, improve concentration and memory, and strengthen relationships with caregivers and family. It can be installed at home, in elder care facilities, and in hospitals.

5

# Featured 12 Research on Older Persons



## Health

## Society



## Economics



## The research projects selected for presentation are related to the quality of life of older adults in three areas:



**Health:** Studies focus on developing care systems for dependent older persons, palliative care, and care during pandemics. There is research aimed at improving access to essential health services for older adults and promoting health innovations, including nutritional innovations tailored for them.



**Economics:** Research highlights the importance of income generation opportunities for older persons, the establishment of a national pension system to mitigate economic challenges associated with an ageing society, and effective measures for financial planning in an ageing society.



**Society:** Studies emphasize creating a positive image and values regarding older persons to foster better understanding and balance between age groups. There are also studies on developing community models where youth and older adults can coexist healthily and on monitoring and evaluating action plans for older adults, with strategies to enhance the overall ageing society.

The selection of the above research projects used three criteria:

**Relevance:** The research should be related to or capable of expanding understanding of the content in this report.

**Scope:** The research should cover a large population, representing other research efforts and reflecting key issues.

**Quality:** The research results should have been reviewed or endorsed by reputable institutions.

The list of research projects, organized according to the above criteria, includes 12 studies related to older persons, completed and published in 2023, specifically in the fields of social sciences and humanities. These studies are categorized into three areas as follows:

## 5.1 Health Research (6 Studies)

1



**The project titled "Evaluation Research and Study of System Drivers Affecting Local Volunteer Care Programs and Long-Term Care for Older Persons with Dependency by Local Administrative Organizations"**

*led by Dr. Duangdao Sriyakul and team*

received research funding from the Foundation of Thai Gerontology Research and Development Institute under the National Health Foundation.

This research project aims to evaluate local volunteer care programs for older persons with dependency, study system drivers including problems and obstacles, and develop policy and system management proposals to enhance the coverage and quality of local volunteer care programs. The study employs Implementation Research methodology through the Consolidated Framework for Advancing Implementation Research (CFIR). The evaluation results reveal that most localities find the local volunteer care programs suitable for their specific context in addressing the issues of older persons with dependency. These programs can reduce the burden on family caregivers but face challenges related to funding for hiring volunteers and the qualifications of volunteers who need to undergo training, making it difficult to find personnel. Key system drivers for improving the coverage and quality of care for older persons include focusing on issues of home-bound or bedridden older persons, having a budget allocated by local administrative organizations for management, and having public health personnel responsible for training local volunteer caregivers. Policy and system management recommendations suggest adjusting volunteer compensation rates to be appropriate and improving volunteer training curricula to facilitate implementation by localities. Additionally, it is recommended to have a district-level system manager responsible for the local volunteer care program.

## 2



### **The project "Analysis of the Situation and Development of a High-Quality Palliative Care Service System in Hospitals"**

*led by Associate Professor Dr. Sriwang Phairojkul and team*

received research funding from the Foundation of Thai Gerontology Research and Development Institute.

This research analyzed the operations of palliative care centers in both tertiary and general hospitals. The goal is to develop a high-quality palliative care service system that can serve as a model for nationwide implementation. The study employed quantitative survey methods and selected a specific sample group. Results showed that most hospitals did not meet the structural standards for staffing. The highest-rated quality standard was the accessibility of opioid medications, followed by service coordination for referrals and caregiver support. The lowest-rated standards were the care of loss and reducing barriers to accessing services. Hospitals need to improve indicators related to emergency care and advance care planning. Operators of palliative care centers noted that the Quality Standard for Palliative Care is comprehensive and suitable for evaluating the quality of palliative care centers. They recommend organizing the palliative care center's structure to ensure proper allocation of personnel and budget. Additionally, a network-based approach will help drive and expand palliative care coverage, while promoting continuous evaluation and development of the quality of palliative care centers.

3



### **The project "Study of the Impact of the Covid-19 Pandemic in 2021 on the Healthcare of Older Persons in Thailand"**

*led by Dr. Patthara Lileswong and team*

received research funding from the National Research Council of Thailand.

This research project aims to examine the impact of the Thai Covid-19 epidemic in 2021 on the healthcare services provided to older persons who are not infected, and the resulting health outcomes. It compares these aspects with the period before the epidemic and the epidemic year 2020. The study also investigates healthcare services for older persons infected with Covid-19 in 2021 and their health outcomes. Additionally, it provides policy recommendations for organizing healthcare services for older persons, addressing both Covid-related issues and other health services. Using a mixed-methods approach, the research combines qualitative interviews with quantitative analysis of outpatient and inpatient data from six hospitals. The findings reveal that hospitals adapted their service models to include telemedicine, increased channels for service delivery, and chronic disease medication distribution to reduce patient visits, congestion, and the risk of outbreaks among older patients. For older persons infected with Covid-19 who faced barriers to hospital visits, care was provided in field hospitals or through home or community isolation, particularly for those with mild symptoms. The project recommends that the government plan for comprehensive healthcare services for older persons, including measures to prevent Covid-19 outbreaks and systems for managing Covid-19 infected older persons, to ensure they can easily access necessary healthcare services.

## 4




**The project titled "Access to Social Services for Pre-Senior and Older Persons with Different Living Arrangements: Towards Appropriate Support Service Strategies"**

*by Associate Professor Dr. Sutthida Chuanwan, Mr. Wichan Choorat, Ms. Kanjana Tienlai, Mr. Sittichat Somta, and Mr. Pannawat Thuenklin*  
received research funding from Foundation of Thai Gerontology Research and Development Institute under National Research Council of Thailand.

The research studied the situation regarding access to social services related to health and hygiene, livelihood security, social participation, and housing. The target groups are pre-senior and older persons. The project offers policy recommendations for appropriate social services. Utilizing a mixed-method approach, the research combines quantitative analysis through secondary data from various surveys by the National Statistical Office and qualitative analysis through in-depth interviews. The findings reveal that the number of older-person households is increasing rapidly, especially among older persons living alone, who face difficulties accessing health services due to the lack of someone to accompany them. In terms of livelihood security and mental well-being, it was found that older persons living alone without relatives or friends desire visits from others due to feelings of loneliness and fear of dying alone. On the other hand, older persons who are physically and mentally strong expect the government to provide age-appropriate employment opportunities. The study also identified a digital divide in communication technology that prevents some older persons from accessing state welfare. Thus, social services should be made available at the residence, especially for those living alone or with other older persons. For those who can still travel to receive services independently, additional support mechanisms are needed. The community should be involved in designing social service provision or community-based care to ensure that older persons can continue living in their original areas with a good quality of life.



5



**The project titled "Opportunities and Challenges in Developing Essential Social Care Systems for Older Persons in Thailand, Phase 1"**


*led by Dr. Napapach Satchanawakul and team* received research funding from the Foundation of Thai Gerontology Research and Development Institute.

The Phase 1 research project gathered data on the supply and analyze the potential for providing social care services to older persons, categorized by service types, service providers, and key stakeholders in both the public and private sectors. The study found that the private sector has significant potential and offers a variety of services. Local administrative organizations play a notable and capable role in service provision but have not effectively coordinated to integrate strengths between the public and private sectors. Currently, most services are focused on care, treatment, and rehabilitation of older persons in care centers, nursing homes, or shelters, with a continuous upward trend. In contrast, home-based services are still relatively scarce, limited by technological knowledge and unregulated service pricing. Additionally, service areas are often concentrated in major cities and cater primarily to the middle class, which does not align with the growing number of older persons and their needs in various regions.





## 6



**The project titled "Supporting an Ageing Society with Value-Added Foods from Indigenous Crops through the Concept of Functional Foods for Health and Immunity in the Future"**

*by Dr. Anthika Boondaeng*


received research funding from the National Research Council of Thailand.

This research project studied the development of indigenous fruits into functional foods. Specifically, the process involves: transforming \*mango \*(*Mangifera indica*) into probiotic cider jelly; glutinous rice into probiotic rice pudding; and mango seed extract into a jelly shake drink. Consumer acceptance tests showed the highest acceptance for the jelly shake drink, followed by the probiotic cider jelly and rice pudding, respectively. Nutritional analysis revealed that all three products are low in energy and free from harmful microorganisms. The probiotic microorganisms in the cider jelly and rice pudding benefit the gut and inhibit pathogenic bacteria, while the mango seed extract has antioxidant properties and helps control blood sugar levels. These research findings offer a basis for producing probiotic supplements, dietary supplements, or replacement foods for older persons.



## 5.2 Economic Research (3 Studies)

1



### **The project titled "Transforming Retirement into Power: Leveraging Modern Management Skills and Knowledge for Careers in the New Economy"**


*led by Assistant Professor Dr. Duangjai Lothanawanit and team*

received research funding from the National Research Council of Thailand.

The research studied the access to career opportunities for retirees and individuals aged 50 and above who wish to prepare for retirement. The project focused on creating digital schools or learning spaces, job search areas, and trading spaces to equip the target group for work in the new economy. It designed and developed an ecosystem that motivates continuous learning and integration into lifelong learning communities. The outcomes of the project include the creation of curricula and training programs to enhance skills in technology and health for the target group. It established a platform that integrates learning spaces, trading areas, and job search spaces. The project also developed a network of collaborations between government, private sector, civil society, and academics both domestically and internationally, including foreign networks specializing in elder care management. Additionally, it created a model for developing an ecosystem that supports individuals age 50 years or older in leveraging their existing skills to start businesses, adapt to changing times, and participate in society without being a burden to others.



## 2



**The project "Study of Behavioral Biases in the Thai Population to Identify Effective Measures for Promoting Financial Planning in Thai Society for an Ageing Population"**

*by Dr. Somchai Jitsuchon*

received research funding from the National Research Council of Thailand.

This research identified and proposed effective measures to promote savings for retirement among Thai people. It examined attitudes, preferences, and behavioral biases through a survey designed to measure these factors. The study found 16 measures with potential to successfully increase savings and investment. When considered alongside the identified behavioral biases, the measures to be tested experimentally include: 1) mandatory or semi-mandatory savings, 2) savings through VAT/discounts/cashbacks or spending, 3) appropriate default settings, and 4) financial literacy promotion.

The experimental results indicated that measures 1) and 3) were effective for individuals willing to save or those already saving at a low rate, leading to increased savings. Measure 2) showed promise for new workers, low-income individuals, or those with low average monthly savings. Measure 4) was found to be insufficiently effective with standard informational formats and requires further study. Additionally, feedback from relevant sectors suggested promoting savings at every stage: making savings possible (increasing saving potential), initiating savings (starting to save), providing incentives (increasing savings), and instilling confidence (increasing returns) in investments.

3



**The research project titled "Analysis of Financial Gaps, Revenue Sources, and the Political Economy Feasibility of Establishing a National Pension System Considering the Impact of Covid-19 on Older Persons"**

*led by Dr. Teepakorn Jirathitikulchai and team*

received research funding from the National Research Council of Thailand through the Foundation of Thai Gerontology Research and Development Institute.

This research explored the economic security of older persons both before and after the Thai Covid-19 epidemic by studying their income and savings status, as well as inequality and poverty. The goal is to update the estimates for the national pension system budget, considering macroeconomic trends, financial status, and ageing population trends. This includes examining sources of income for a sustainable and adequate national pension system, as well as assessing the feasibility of managing pension budget income sources. The project analyzes the economic and political feasibility of establishing and developing a national pension system that can eliminate poverty among older persons, including ways to generate income and reform taxes for universal pensions. The conclusion of this research is that Thailand will face a poverty crisis among older persons, which will impact overall economic potential. Currently and in the future, older persons are at high risk of poverty, with many lacking savings and state welfare cards. Pension spending for older persons will rapidly increase in the next two decades, particularly for civil service pensions. The recommended approach is to use fiscal policy to address structural inequality and develop a desirable national pension system. The government must generate revenue through expanding the tax base and reforming the budget system, incentivizing people to enter the tax system and managing the budget by prioritizing. Next, the pension system should be made a national agenda with responsible agencies, legal and regulatory constraints should be amended, and a data system should be created requiring individuals to disclose relevant information from working age. Employment for older persons should be promoted to extend working years, delay pension claims, and encourage savings. Additionally, the definition of older persons should be reviewed by increasing the age threshold from 60 and extending the retirement age in both the public and private sectors.

## 5.3 Social Research (3 Studies)

1



**The project "Attitudes, Practices, and Models for Promoting Values Related to Older Persons in Thai Society" (part of the project on models for practices and protection of older persons in Thai society through value-promoting activities across different age groups)**

*led by Associate Professor Dr. Wannalak Mienkird and team*  
received research funding from Thai Health Promotion Foundation.

This research project studied attitudes, value-based behaviors, and models for promoting values related to different age groups, ensuring that older persons are treated appropriately and receive protection. It is a mixed-methods study, combining quantitative and qualitative approaches. The study found that the sample groups living with older persons, such as grandparents, have close relationships with them. All age groups have a high level of positive attitudes towards older persons, viewing the care of older persons as an act of gratitude. This sense of gratitude is expressed through both physical and emotional care for older persons. It is noted that religion, beliefs, aesthetics, society, politics, the economy, and principles related to older persons influence changes in values, with moderate negative attitudes towards older persons, such as viewing them as non-contributing to society, burdensome, and out of touch with current affairs. This leads to misunderstandings, disdain, disrespect, and neglect of older persons. Regarding models for the treatment and protection of older persons, different age groups place the highest importance on creating a positive image of being an older person, followed by activities that promote intergenerational interactions. Models for the treatment and protection of older persons are expected to reduce negative attitudes towards them. The government should develop systematic measures and mechanisms to promote values related to older persons and "campaign" to raise awareness among older persons about their potential, creating a positive image and serving as suitable role models for youth.

## 2



## The project "Model Community for Uniting and Supporting an Ageing Urban Society"

*by Associate Professor Dr. Yajai Sittimongkol*

received research funding from the National Research Council of Thailand.

This research developed strategies to prepare both youth and older persons for an ageing urban society, create a health platform for older persons in the community, and provide policy recommendations for supporting an ageing society. The study shows that communities want older persons to be able to care for themselves, with support from youth. Thus, a training program was created to develop both youth and older persons in terms of knowledge and awareness of intergenerational living. This includes three sub-innovations: developing ageing awareness using schools as a base, a health platform integrating three age groups (youth leaders, older persons, and public health nurses), and income generation and savings strategies. The research provides three policy recommendations: (1) Use schools as a base to instill a positive attitude in youth towards older persons, enabling them to care for and live with older persons; (2) Designate youth as leaders in using the health platform to care for older persons, with oversight from health service units; and (3) Foster collaboration between the public and private sectors to train skills in trades and advanced technologies, forming a foundation for careers, financial management, and savings.



## 3



**The project "Monitoring and Evaluation of the 2nd Revised Edition of the Older Person Action Plan Phase 2 (2002–2022), Phase 4 (2017–2022)"**

*by Associate Professor Dr. Phuchong Senanuch*  
received funding from the Department of Older Persons, Ministry of Social Development and Human Security.

This research monitored and evaluated the effectiveness and performance of the implementation and development of older person programs according to performance indicators, to use the findings to improve policy recommendations, and to guide the management of older person initiatives in Thailand. The results will also inform adjustments to the next phase of the older person action plan. The study uses a mixed-methods approach, incorporating quantitative research through surveys and qualitative research through in-depth interviews, focus groups, and workshops. The findings show that the evaluation of strategic indicators across five areas revealed a decrease in the percentage of targets met for all strategies in Phase 2, except for Strategy 4, which maintained the same level of target achievement. The five strategies are: (1) Preparing the population for high-quality old age; (2) Promoting and developing older persons; (3) Social protection systems for older persons; (4) Integrated national management and development of older person personnel; and (5) Compiling, developing, and disseminating knowledge on older persons and monitoring and evaluating the implementation of the national older person plan.

It was found that Strategy 1, concerning sufficient savings for old age, showed the most concern, as it did not meet expectations. Therefore, relevant agencies should promote awareness of the importance of saving for all age groups, especially during childhood as preparation for adulthood.

## 6

# Policy Recommendations

## Building Capacity



## Creating Opportunities and Economic Expansion



## Research and Development for the Benefit of Thai Older Persons



## Amelioration and Solution to Problems





A complete-aged society in Thailand has key characteristics as follows: At the micro level, 12.7% of older persons live alone, and this trend is increasing. Over one-third still need to work, particularly those in the agricultural sector, who work as many hours as the general working-age population but earn significantly less. They have limited savings and investments, and face health issues, accidents, falls, reliance on others for daily activities, and fraud. At the macro level, transitioning to a complete-aged society poses challenges in managing welfare budgets and human resources for national development.



Several measures have already been undertaken to manage the above challenges, especially in preparing for an ageing society. The Thai government has policies and measures to ensure that the population before old age is prepared for it, and to improve the quality of life for older persons. These include adapting environments to be suitable for older persons, assessing health conditions, preventing physical and mental health problems, providing health care, promoting savings, and enhancing the capabilities of older persons. However,

in practice, some key policies and measures have not yet achieved their goals or adequately covered the majority of older persons. For example, in 2023, 100 people completed an intermediate-level eldercare course and 38 completed an advanced-level course. Housing improvements covered 8,251 houses. Lifelong education programs for older persons had 262,423 participants. Therefore, this report provides policy recommendations to promote state policies and measures aimed at improving the quality of life for older persons, as detailed below.

## 6.1 Building Capacity



### Situation

To prepare the pre-retirement population for an ageing society, efforts are made to ensure that older persons have good health, necessary knowledge and skills, strong community engagement, and utilize their experience and wisdom for the benefit of society.

### Goal

To prepare the pre-retirement population for an ageing society, efforts are made to ensure that older persons have good health, necessary knowledge and skills, strong community engagement, and utilize their experience and wisdom for the benefit of society.

### Challenges

The government has programs to promote, support, and care for the older population to ensure they have good health, knowledge, skills, and strong community engagement. However, the implementation has not reached a broad coverage of older persons, except for information dissemination projects. Additionally, there is a lack of systematic and continuous support for structured courses.

### Recommendations

1. Organize activities to provide knowledge and training for older persons on health, social issues, life, and work comprehensively.
2. Allocate budget to support the management of older persons' clubs nationwide to strengthen networks and enhance the capabilities of older persons.
3. Support teaching or curriculum development to systematically and continuously strengthen human capital among older persons, not focusing solely on work skills. Connect the curricula with various older persons' schools and avoid relying only on standard curricula produced by central authorities.

### Related Agencies

Department of Local Administration, Department of Health, Department of Older Persons, Ministry of Education, Association of Older Persons Councils, Thai Health Promotion Foundation, and other relevant agencies.



## 6.2 Amelioration and Solutions to Problems



### Situation

A significant number of older persons live alone, work many hours but earn little, have no savings, suffer from chronic illnesses, and are at risk of accidents.

### Goal

To improve the quality of life for older persons, reduce illness and accidents, increase community interaction, decrease working hours, and enhance income and savings.

### Challenges

There are many agencies and organizations supporting older persons, but their efforts are scattered and lack coordination. This results in redundant assistance and a lack of effective outcomes. The entities closest to older persons are families, communities, and local administrative organizations, which have limited knowledge and resources for eldercare but bear significant burdens. Additionally, while many issues are already covered by laws, these laws are not effectively implemented.

### Recommendations

1. Coordinate with related agencies to procure or develop tools and equipment that facilitate and enhance safety for older persons.
2. Integrate networks among government agencies, central and local authorities, private sector, and civil society to support older persons in increasing their income and savings.
3. Create a network to advocate for key issues beneficial to older persons in policy, especially regarding working hours, job characteristics, and income.
4. Enforce laws related to older persons, such as the 2003 Older Persons Act, focusing on rights of older persons, particularly in terms of facilitation, health services, and employment.
5. Promote the image of older persons as valuable human resources with potential, capable of participating in social activities and contributing to society.

### Related Agencies

Ministry of Digital Economy and Society, Department of Local Administration, Ministry of Public Health, Department of Older Persons, Association of Older Persons Councils, and related agencies in the public, private, and civil sectors.

## 6.3 Creating Opportunities and Economic Expansion



### Situation

Thailand is likely to experience a rapid and continuous increase in its older population, leading to a higher number of older persons while the working-age population decreases. Additionally, there is a shortage of caregivers and elder care facilities.

### Goal

To ensure that older persons can access necessary services at affordable and cost-effective prices, while also increasing employment opportunities for older individuals, and promoting the related industries and services for older persons to become key sectors driving the country's development.

### Challenges

Thailand faces structural problems that lead to inefficiencies and ineffectiveness in creating opportunities and distributing income equitably. There is a lack of preparedness to handle the budgetary burdens for providing necessary benefits and welfare for older persons, resulting in older individuals having to rely on private sector services, which are costly, limited in options, and lack standardized assessments.

### Recommendations

1. Provide tax and duty incentives for enterprises and businesses related to older persons.
2. Prepare a workforce for eldercare.
3. Improve infrastructure to ensure that older persons can participate in society equally and safely.
4. Increase fair employment and income opportunities for older persons

### Related Agencies

Ministry of Commerce, Ministry of Finance, Ministry of Labor, Ministry of Transport, Ministry of Public Health, etc.



## 6.4 Research and Development for the Benefit of Thai Older Persons



### Situation

Information about older persons is difficult to access and scattered. There is a very limited amount of research benefiting older persons.

### Goal

To prepare and create innovations for transitioning to a complete-aged society and potentially a “Super-aged” society in the future.

### Challenges

A large amount of information about older persons is collected by government agencies and is both useful and comprehensive. However, as society changes rapidly, new data on emerging issues must be continuously collected. Therefore, it is important to create a large-scale, long-term database and develop new knowledge that keeps up with the evolving situation of an ageing society across various fields.

### Recommendations

1. Survey, collect, and disseminate comprehensive and systematically organized information related to older persons. Ensure that the information is easily accessible, uniform, clear, and not redundant. This includes data on finances and savings, housing and living conditions, as well as new issues arising from social changes.
2. Support long-term data collection on older persons and develop and apply big data on ageing.
3. Provide funding for research on issues related to older persons in the fields of social sciences, humanities, and sciences. Areas for support include, but are not limited to, the sexuality of older persons and elder abuse.

### Related Agencies

Ministry of Higher Education, Science, Research and Innovation, among other relevant agencies.



# References

- Accident Data Center of Thailand. (2023). **Accident and Fatality Data 2017–2021**. Accident Data Center for Road Safety Culture Promotion.
- Accident Data Center of Thailand. (2023). **Comparison of Road Accident Statistics in Thailand**. <https://www.thairsc.com/data-compare>
- Bangkok Emergency Medical Services Center (Erawan Center). (2023). **Summary of Statistics on Senior Citizens with Injuries from Falls**. Bangkok Emergency Medical Services Center (Erawan Center).
- Bangkok Government Pension Fund. (2023). **Individuals Age 60+ Years Receiving the Local Government Pension Fund**. Bangkok Government Pension Fund.
- Bank of Thailand. (2021). **Opportunities and Guidelines for Supporting the Thai Industrial Sector in Transitioning to an Ageing Society**. [https://www.bot.or.th/content/dam/bot/documents/th/research- and-publications/research/faq/FAQ\\_194.pdf](https://www.bot.or.th/content/dam/bot/documents/th/research- and-publications/research/faq/FAQ_194.pdf)
- Benjawan Rattanawijit. (2020). **‘SILVERGEN’ Wealthy Consumers, Ageing Society, A Golden Opportunity for Marketers**. By Forbes Thailand. <https://forbesthailand.com/news/other/silver-gen>.
- Bureau of Older Persons Health, Ministry of Public Health. **Annual Report 2023**. Nonthaburi: Bureau of Older Persons Health, Ministry of Public Health.
- Center for Accident Data to Promote Road Safety Culture. (2023). **Comparison of Road Accident Statistics in Thailand**. <https://www.thairsc.com/data-compare>
- Comptroller General’s Department, Ministry of Finance. (2023). **Number of Senior Citizens Registered and Receiving State Welfare Cards**. The Comptroller General’s Department, Ministry of Finance.
- Comptroller General’s Department. (2023). **Individuals Aged 60 and Above Receiving Lifetime Gratuity or Pension**. The Comptroller General’s Department.
- Department of Business Development, Ministry of Commerce. (2023). **Data on Registered Senior Citizen Businesses with the Ministry of Commerce**. Department of Business Development, Ministry of Commerce.
- Department of Empowerment of Persons with Disabilities. (2024). **Number of Senior Citizens Receiving Loans from the Fund for the Promotion and Development of the Quality of Life of Persons with Disabilities**. Fund of Empowerment of Persons with Disabilities.
- Department of Empowerment of Persons with Disabilities. (2023). **Quarterly Report on the Situation of Persons with Disabilities as of March 31, 2023. Report from 1994 to March 2023**. Department of Empowerment of Persons with Disabilities.

- Department of Empowerment of Persons with Disabilities. (2024). **Senior Citizens Receiving Loans from the Fund for the Promotion and Development of the Quality of Life of Persons with Disabilities.** Fund for the Promotion and Development of the Quality of Life of Persons with Disabilities.
- Department of Health Service Support. (2023). **Data on Nursing Homes Registered with the Ministry of Public Health. Health Establishment Standards Control Division.** Department of Health Service Support.
- Department of Internal Trade, Ministry of Commerce. (2023). **Data on Registered Senior Citizen Businesses with the Ministry of Commerce.** Department of Business Development, Ministry of Commerce.
- Department of Provincial Administration, Ministry of Interior. (2023). **Statistics on Population by Age, Gender, Birth Rate, and Death Rate, 2023.** Department of Provincial Administration, Ministry of Interior. <https://stat.bora.dopa.go.th/stat/statnew/statMONTH/statmonth/#/displayData>
- Department of Local Administration. (2023). **Local Care Volunteers in the Local Care Volunteer Program for Senior Citizens with Dependency.** Department of Local Administration.
- Department of Medical Services, Ministry of Public Health. (2023). **Screening for Senior Citizens at Risk of Dementia.** Somdet Phra Sangharaja Yan Sangwon Institute for Geriatric Medicine.
- Department of Medical Services, Ministry of Public Health. (2023). **Screening and Monitoring of Senior Citizens at Risk of Falls.** Somdet Phra Sangharaja Yan Sangwon Institute for Geriatric Medicine.
- Department of Older Persons, Ministry of Social Development and Human Security. (2023). **Annual Report 2023.** Bangkok: Department of Older Persons, Ministry of Social Development and Human Security.
- Department of Older Persons. (2023). **Number of Senior Citizens Registered with the Senior Citizens Knowledge Bank for the Year 2023.** Cumulative data from October 1, 2017, to April 18, 2023. Department of Older Persons.
- Department of Older Persons. (2023). **Overall Budget for Senior Citizen Affairs for Fiscal Year 2023.** <https://www.dop.go.th/th/implementation/5/11/1433>



- Department of Older Persons. (2023). **Report on the National Elderly Assembly Results for Ageing Society 2023: “Effective Integration for Supporting an Ageing Society.” National Elderly Assembly Resolution 2023.** Bangkok: Department of Older Persons, Ministry of Social Development and Human Security.
- Department of Older Persons. (2024). **Number of Senior Citizens Registered with the Senior Citizens Wisdom Volunteers, Data Collected from 2001 to January 31, 2024.** Department of Older Persons.
- Department of Older Persons. (2024). **Senior Citizens Approved for Career Loan Funds.** Senior Citizens Fund.
- Division of Injury Prevention, Department of Disease Control. (2023). **Survey Report on Risk Literacy and Risk Assessment for Falls in Fiscal Year 2023.** Injury Prevention Division, Department of Disease Control.
- Government Pension Fund. (2023). **Members of the Government Pension Fund (GPF) Age 60+ Years Receiving Payments from the GPF.** Government Pension Fund.
- Krungthai Compass. (2023). **Silver Gen: Opportunities and Challenges Under the Wing: “Silver Economy”.** [https://krungthai.com/Download/economyresources/EconomyResources/SlideInfographic\\_485Presentation\\_Silver\\_Gen.pdf](https://krungthai.com/Download/economyresources/EconomyResources/SlideInfographic_485Presentation_Silver_Gen.pdf)
- Ministry of Culture. (2022). **National Artists, Buddhist Era 2565.**  
<http://book.culture.go.th/artist2565/mobile/index.html#p=1>
- Ministry of Finance. (2023). **Senior Citizens Registered and Receiving State Welfare Cards.** Ministry of Finance.
- Ministry of Public Health. (2023). **Long-Term Care Personnel Information System and Individual Care Plans (Long Term Care: 3C), Fiscal Year 2023.** Ministry of Public Health.
- Ministry of Public Health. (2023). **Screening of Senior Citizens by Ability to Perform Activities in Daily Living.** Standard Reporting Group, Medical and Health Data Warehouse System (HOC Services). [https://hdcservice.moph.go.th/hdc/reports/report.php?source=pformatted/format1.php&cat\\_id=6966b0664b89805a484d7ac96c6edc48&id=953a2fc648be8ce76a8115fbb955bb51](https://hdcservice.moph.go.th/hdc/reports/report.php?source=pformatted/format1.php&cat_id=6966b0664b89805a484d7ac96c6edc48&id=953a2fc648be8ce76a8115fbb955bb51)
- Ministry of Social Development and Human Security. (2023). **Social Situation and Trends in Vulnerable Groups for the Year 2023.** <https://ebooks.m-society.go.th/ebooks/detail/776>
- National Health Security Office. (2024). **Report on the Development of the National Health Security System, Fiscal Year 2023.** National Health Security Office.



- National Institute for Emergency Medicine. (2023). **Number of Senior Citizens with Emergency Illnesses Treated by the Emergency Medical System.** Institute of Emergency Medicine.
- National Savings Fund. (2023). **Number of Senior Citizens Who Are Members of the National Savings Fund.** National Savings Fund.
- National Statistical Office. (2022). **Survey of the Elderly Population in Thailand, 2021.** Bangkok: National Statistical Office.
- National Statistical Office. (2023). **Health and Welfare Survey, 2023.** Bangkok: National Statistical Office.
- National Statistical Office. (2023). **Summary of Key Results on the Employment of Elderly People in Thailand, 2023.** Bangkok: National Statistical Office.
- Office of Insurance Commission. (2023). **Data on Private Pension Life Insurance Policies.** Office of Insurance Commission.
- Office of the National Economic and Social Development Council. (2013). **Population Projections for Thailand (2010-2040) (Revised Edition).** Bangkok: Deuanthala Printing.
- Office of the National Economic and Social Development Council. (2022). **Long-Term Population Development Plan (2022-2040).** Office of the National Economic and Social Development Council.
- Pension Fund, Finance Office, Bangkok Metropolitan Administration. (2023). **Individuals Age 60+ Years Receiving the Bangkok Metropolitan Administration Government Pension Fund.** Pension Fund, Finance Office, Bangkok Metropolitan Administration.
- Public Health Support Division, Department of Health Service Support. (2023). **Number of Village Health Volunteers. Public Health Support Division, Department of Health Service Support. Social Security Office. (2023).** Recipients of Gratuities/Pensions under Old Age Benefits According to Articles 33, 39, and 40. Social Security Office.
- Thai Health Promotion Foundation (ThaiHealth). (2019). **How to Prepare for an Ageing Society.** <https://resourcecenter.thaihealth.or.th/media/GrW7>
- United Nations. (2023). **World Population Prospects 2023,** Online Edition United Nations.
- Worawet Suwanrada. (2023). **Creating a Good Quality of Life in Old Age with a Focus on the Elderly as the Center.** <https://www.pier.or.th/abridged/2023/21/>

## List of the Members of the Working Committee for the preparation of the Report on the Situation of Thai Older Persons: 2023

1. Prof. Sasipat Yodpet, Ph.D.	Qualified Committee Member (Social Science), National Commission on Older Persons
2. Prof. Teera Sindecharak, Ph.D.	Institute for Continuing Education and Human Resources, Thammasat University
3. Ms. Ramrung Worawat	Director-General, Department of Older Persons
4. Ms. Kobkul Kwangsuan	Expert on Older Persons, Department of Older Persons
5. Ms. Pheeraya Noppharat	Director of the Strategy and Planning Division, Department of Older Persons
6. Ms. Pimchanok Atchariyasunthorn	Director of the Older Persons Fund Management Division, Department of Older Persons
7. Phusit Prakongsai, M.D.	Secretary-General, Foundation of Thai Gerontology Research and Development Institute
8. Wichai Chokwiwat, M.D.	The President of the Senior Citizens Council of Thailand under the Royal Patronage of Her Royal Highness Princess Srinagarindra
9. Mrs. Ubon Limsakul	Qualified Committee Member (Technology, Innovation), National Commission on Older Persons
10. Busakorn Loharchun, M.D.	Director of Institute of Geriatric Medicine, Department of Medical Services
11. Nattapong Kanthawong, D.D.S.	Director of the Bureau of Geriatric Health, Department of Health
12. Mrs. Natthakrita Phuengsuk	Director of the Learning Promotion Center for Special Target Groups, Department of Learning Encouragement
13. Mrs. Suttikan Chunsuthiwat	National Health Foundation
14. Assoc. Prof. Sutthida Chuanwan, Ph.D.	Institute for Population and Social Research, Mahidol University
15. Ms. Siriwan Arunthipphaithoon	Thai Association of Gerontology and Geriatric Medicine
16. Permanent Secretary or representative	Ministry of Labor
17. Permanent Secretary or representative	Ministry of Transport
18. Permanent Secretary or representative	Ministry of Culture
19. Director-General or representative	Department of Empowerment and Development of Persons with Disabilities
20. Director-General or representative	Department of Local Administration
21. Director-General or representative	Department of Rights and Liberties Protection
22. Director-General or representative	Department of Cultural Promotion, Ministry of Culture
23. Director-General or representative	Department of Disease Control
24. Director-General or representative	Department of Mental Health
25. Director-General or representative	Department of Health Service Support
26. Secretary-General or representative	National Health Security Office

---

27. Secretary-General or representative	Social Security Office
28. Secretary-General or representative	National Savings Fund
29. Secretary-General or representative	Office of the Insurance Commission
30. Secretary-General or representative	National Health Commission Office
31. Secretary-General or representative	Office of the National Economic and Social Development Council
32. Director or representative	Fiscal Policy Office
33. Director or representative	Bureau of Special Population Health Support, Thai Health Promotion foundation
34. Governor or representative	Bangkok Metropolitan Administration
35. Director or representative	Department of Social Development, Bangkok Metropolitan Administration
36. Director or representative	Department of Health, Bangkok Metropolitan Administration
37. Director or representative	Department of Medical Services, Bangkok Metropolitan Administration
38. Director or representative	Bureau of Registration Administration, Department of Provincial Administration
39. Director or representative	Budget Bureau
40. Director or representative	Thailand Science Research and Innovation
41. Director or representative	National Research Council of Thailand
42. Director or representative	National Statistical Office
43. Director or representative	National Science and Technology Development Agency
44. Dean or representative	Faculty of Medicine Siriraj Hospital, Mahidol University
45. Dean or representative	Faculty of Medicine, Ramathibodi Hospital, Mahidol University
46. Dean or representative	College of Population Studies, Chulalongkorn University
47. Pattaya City Mayor or representative	Pattaya City
48. Asst. Prof. Ekkasit Nunpakdee, Ph.D.	Institute for Continuing Education and Human Resources, Thammasat University
49. Wichan Kittirattanaphan, Ph.D.	Institute for Continuing Education and Human Resources, Thammasat University
50. Yuranun Tamkarn, Ph.D.	Institute for Continuing Education and Human Resources, Thammasat University
51. Wanwiwat Ruttanalum, Ph.D.	Institute for Continuing Education and Human Resources, Thammasat University
52. Ms. Uraiwan Runghairun	Institute for Continuing Education and Human Resources, Thammasat University
53. Ms. Karittha Onkeaw	Institute for Continuing Education and Human Resources, Thammasat University

## List of Experts

### Reviewing the Draft Report on the Situation of Thai Older Persons: 2023

---

1. Prof. Pangpond Rak-Amnuaykit, Ph.D.	College of Population Studies, Chulalongkorn University
2. Asst. Prof. Supachai Srisuchat, Ph.D.	Dean of the Faculty of Economics, Thammasat University, Qualified Committee Member (Economics/Economy), National Commission on Older Persons
3. Assoc. Prof. Chatnarin Methikul, M.D.	Faculty of Medicine, Thammasat University
4. Assoc. Prof. Chumkhet Saengcharoen, Ph.D.	Vice President for Physical Administration, Rangsit Center Thammasat University
5. Assoc. Prof. Thitikarn Atsarakul, Ph.D.	Vice Dean for Academic Affairs, Faculty of Learning Sciences and Education, Thammasat University
6. Mrs. Kannika Banternngjit	Subcommittee on Monitoring Social Reform, Older Persons Affairs and Ageing Society
7. Ms. Montip Samphanthawong	Director of the Human Resource and Social Development Strategy Division, National Health Commission Office
8. Mrs. Ubon Limsakul	Qualified Committee Member (Technology, Innovation), National Commission on Older Persons
9. Ms. Siriwan Aroontippaiboon	Thai Association of Gerontology and Geriatric Medicine
10. Assoc. Prof. Sutthida Chuwanwan, Ph.D.	Institute for Population and Social Research, Mahidol University
11. Asst. Prof. Dararat Anantasuwong, Ph.D.	Center for Older Persons Studies, National Institute of Development Administration
12. Assoc. Prof. Wiraporn Phothisiri, Ph.D.	College of Population Studies Chulalongkorn University
13. Assoc. Prof. Lt. Col. Siriphan Satsat, Ph.D.	Faculty of Nursing, Chulalongkorn University
14. Sarawut Paitoonpong, Ph.D.	Senior Scholar Thailand Development Research Institute
15. Ms. Thanalak Charoenpru	Qualified Committee Member (Legislation), National Commission on Older Persons
16. Sa-nga Dammapong, Ph.D.	Qualified Committee Member (Health), National Commission on Older Persons

- 
- |                                       |  |
|---------------------------------------|--|
| 17. Suthep Petchmak, Ph.D.            | Secretary-General of the National Health Commission  |
| 18. Mrs. Pharanee Phuprasit           | Director of the Bureau of Special Population Health Support, Thai Health Promotion foundation  |
| 19. Prof. Panita Limpawatana, M.D.    | Faculty of Medicine (Geriatrics),<br>Khon Kaen University  |
| 20. Prof. Prasert Assantchai, M.D.    | Faculty of Medicine (Geriatrics),<br>Mahidol University  |
| 21. Prof. Wirasak Muangpaisan, M.D.   | Faculty of Medicine (Geriatrics)<br>Siriraj Hospital, Mahidol University   |
| 22. Pharmacist Netnaphis Suchanawanit | Senior Consultant and Researcher, Health Technology and Policy Evaluation Project,<br>Department of Health, Ministry of Public Health  |
| 23. Suwit Wibulphonprasit, Ph.D.      | Science and Technology Development Committee<br>National Science and Technology Development Agency, Advisor, Office of the Permanent Secretary,<br>Ministry of Public Health (International Affairs) |





During the government of General Prem Tinsulanonda, the importance of Thai older persons was recognized. Therefore, on April 14, 1982, the Cabinet passed a resolution designating April 13 of each year as the Thai National Day of Older Persons. The Lamduan flower was chosen as a symbol of senior citizens because the Lamduan tree, also known as Hom Huan (scientific name *Melodorum fruticosum* Lour), is an evergreen tree abundant in the garden of the Princess Mother (Her Royal Highness Princess Srinagarindra). The tree has green leaves year-round, provides good shade, and produces cream-colored, fragrant, and sturdy flowers that do not wilt easily, symbolizing venerable Thai older persons who maintain virtue as an example for future generations to follow.





กรมกิจการผู้สูงอายุ  
DEPARTMENT OF OLDER PERSONS



กพส.



**Department of Older Person**  
**Ministry of Social Development and Human Security**  
1034 Krung Kasem Road, Khlong Maha Nak,  
Pom Prap Sattru Phai,  
Bangkok Thailand 10100  
Tel. 0-2642-4336-9

[www.dop.go.th](http://www.dop.go.th)

**Institute for Continuing Education and Human Resources**  
**Thammasat University (Tha Phra Chan)**  
5 and 8 Floor Anekprasong 1 Building  
2 Phra Chan Road, Phra Borom Maha Ratchawan,  
Phra Nakorn, Bangkok Thailand 10200  
Tel. 0-2613-3820-3 Fax: 0-2225-7517

[www.icehr.tu.ac.th](http://www.icehr.tu.ac.th)